



Mowers

DISCO

Front and large-scale mowers





# DISCO

## Large-scale mowers



<b>Product overview</b>	<b>4</b>
<b>Technology for professionals</b>	<b>6</b>
MAX CUT mower bed	8
Conditioners	16
User friendliness	18
Suspension pressure and speed reduction	20
DISCO added value	22
<b>Large-scale mowers</b>	<b>24</b>
Overview	26
Operation	28
<b>Reverse drive</b>	<b>32</b>
DISCO 9400 C DUO	34
<b>Swath grouping with belts</b>	<b>36</b>
DISCO 9700 C / RC AUTO SWATHER	38
DISCO 9300 C AUTO SWATHER	42
<b>Swath grouping with augers</b>	<b>46</b>
DISCO 9300 DIRECT SWATHER	46
With conditioner	<b>50</b>
DISCO 1100 C / RC BUSINESS	52
DISCO 9700 C / RC BUSINESS	54
DISCO 9300 C / RC COMFORT	56
DISCO 8500 C / RC TREND	58
<b>Without conditioner</b>	<b>60</b>
DISCO 1100 COMFORT	62
DISCO 1010 TREND   COMFORT	64
DISCO 9700 COMFORT	66
DISCO 9300   8500 TREND	70
<b>Front mowers</b>	<b>72</b>
Overview	74
DISCO MOVE	76
DISCO PROFIL	78
DISCO 3150 F	80
<b>Deer protection</b>	<b>82</b>
<b>CLAAS Service &amp; Parts</b>	<b>84</b>
<b>Technical data</b>	<b>87</b>



# Looking for a mower? We can help you.

Front mowers	
<b>DISCO MOVE</b>	
3600 F / FC / FRC	3.40 m
3200 F / FC / FRC	3.00 m
<ul style="list-style-type: none"> <li>- MAX CUT mower bed</li> <li>- Speed reduction</li> <li>- 3D ground-contour following with pivot point close to the ground (vertical movement independent of tractor)</li> <li>- ACTIVE FLOAT hydropneumatic suspension</li> </ul>	
<b>DISCO PROFIL</b>	
3600 F / FC / FRC	3.40 m
3200 F / FC / FRC	3.00 m
<ul style="list-style-type: none"> <li>- MAX CUT mower bed</li> <li>- Speed reduction</li> <li>- 3D ground-contour following with pivot point close to the ground</li> <li>- ACTIVE FLOAT hydropneumatic suspension (optional)</li> <li>- Spring suspension</li> </ul>	
<b>DISCO compact series</b>	
3150 F	3.00 m
<ul style="list-style-type: none"> <li>- MAX CUT mower bed</li> <li>- Speed reduction</li> <li>- 2D ground-contour following</li> <li>- ACTIVE FLOAT hydropneumatic suspension (optional)</li> <li>- Spring suspension</li> </ul>	

Rear mowers	
<b>DISCO CONTOUR</b>	
4400	4.20 m
4000	3.80 m
3600 / C / RC	3.40 m
3200 / C / RC	3.00 m
2800 / C / RC	2.60 m
<ul style="list-style-type: none"> <li>- MAX CUT mower bed</li> <li>- Speed reduction</li> <li>- Centrally pivoted</li> <li>- ACTIVE FLOAT hydropneumatic suspension</li> <li>- Vector folding for transport position in the DISCO 4400</li> </ul>	
<b>DISCO 100 series</b>	
360	3.40 m
320 / C	3.00 m
280 C / RC	2.60 m
240 RC	2.20 m
<ul style="list-style-type: none"> <li>- MAX CUT mower bed</li> <li>- Speed reduction</li> <li>- Side suspension</li> <li>- Centre of gravity suspension</li> </ul>	
<b>DISCO 10 series</b>	
32	3.00 m
28	2.60 m
24	2.20 m
<ul style="list-style-type: none"> <li>- MAX CUT mower bed</li> <li>- Speed reduction</li> <li>- Side suspension</li> <li>- Centre of gravity suspension</li> </ul>	

Large-scale mowers	
<b>DISCO DUO for reverse mode</b>	
9400 C	9.10 m
<ul style="list-style-type: none"> <li>- MAX CUT mower bed</li> <li>- Speed reduction</li> <li>- For tractors with reverse-drive system</li> <li>- ACTIVE FLOAT hydropneumatic suspension with automatic control</li> <li>- Hydraulic non-stop collision protection</li> <li>- Load sensing and ISOBUS compatibility</li> </ul>	
<b>DISCO swath grouping with belts</b>	
9700 C AUTO SWATHER	8.80 – 9.50 m
9700 RC AUTO SWATHER	8.80 – 9.50 m
9300 C AUTO SWATHER	9.10 / 8.90 m
<ul style="list-style-type: none"> <li>- MAX CUT mower bed</li> <li>- Speed reduction</li> <li>- Swath grouping with belts</li> <li>- Continuously adjustable working width with DISCO 9700 C / RC AUTO SWATHER</li> <li>- ACTIVE FLOAT hydropneumatic suspension with automatic control</li> <li>- Hydraulic non-stop collision protection</li> <li>- Load sensing and ISOBUS compatibility</li> </ul>	
<b>DISCO swath grouping with augers</b>	
9300 DIRECT SWATHER	9.10 / 8.90 m
<ul style="list-style-type: none"> <li>- MAX CUT mower bed</li> <li>- Speed reduction</li> <li>- Swath grouping with augers</li> <li>- ACTIVE FLOAT hydropneumatic suspension with automatic control</li> <li>- Hydraulic non-stop collision protection</li> <li>- Load sensing and ISOBUS compatibility</li> </ul>	

DISCO BUSINESS	
1100 C / RC	9.40 – 10.70 m
9700 C / RC	8.80 – 9.50 m
<ul style="list-style-type: none"> <li>- MAX CUT mower bed</li> <li>- Speed reduction</li> <li>- Continuously adjustable working width with DISCO 1100 and DISCO 9700 C / RC BUSINESS</li> <li>- ACTIVE FLOAT hydropneumatic suspension with automatic control</li> <li>- Hydraulic non-stop collision protection</li> <li>- Load sensing and ISOBUS compatibility</li> </ul>	
<b>DISCO COMFORT</b>	
1100	9.70-10.80 m
1010	9.90 / 9.70 m
9700	8.80 – 9.50 m
9300 C / RC	9.10 / 8.90 m
<ul style="list-style-type: none"> <li>- MAX CUT mower bed</li> <li>- Speed reduction</li> <li>- ACTIVE FLOAT hydropneumatic suspension</li> <li>- Load sensing (ISOBUS compatibility) and hydraulic spool valves</li> <li>- Vector folding for transport position in the 1100 COMFORT</li> </ul>	
<b>DISCO TREND</b>	
1010	9.40 – 10.70 m
9300	9.90 / 9.70 m
8500 C / RC	9.10 / 8.90 m
8300 C / RC	8.30 / 8.10 m
<ul style="list-style-type: none"> <li>- MAX CUT mower bed</li> <li>- Speed reduction</li> <li>- Continuously adjustable working width in the DISCO 1100 TREND</li> <li>- ACTIVE FLOAT hydropneumatic suspension</li> <li>- Direct operation via tractor spool valve</li> <li>- Vector folding for transport position in the DISCO 1010</li> </ul>	

**Key:**  
 no additional letter =  
 without conditioner  
 F = front mower  
 C = tine conditioner  
 RC = roller conditioner

More information about these models can be found in the DISCO front, rear and trailed mowers brochure.

# People all over the world are raving about the DISCO.

Leonardo Mattei, farmer, Italy



"We mow with the DISCO 9700 RC BUSINESS and work mainly on hilly ground with some very steep slopes. We never expected that such a large machine would cope so effortlessly in these challenging conditions."

Andreas Binder, farmer, Germany



"With our DISCO 9700 RC AUTO SWATHER with double roller conditioner, we can easily mow stands of sorghum up to 4.0 m high and get the most out of the JAGUAR following on behind."

Masanori Mukai, farm manager, Nobels Farm, Japan



"As well as being a great machine to work with, it's also amazingly maintenance-friendly. What surprised me most of all with the DISCO was that it doesn't leave any cutting marks behind. ACTIVE FLOAT keeps on working reliably even on uneven ground."

Didier Grasset, farmer, France



"We are very satisfied with the new mower bed. As well as the quality of cut, we like the low costs and ease of maintenance."

Sam McNamara, farmer, Western Australia



"With our two DISCO 1100 mower combinations we can mow around 200 ha in just 10 hours. We previously used self-propelled mowers, which would have struggled to achieve the same output."

Willi Schmeh, farmer, Germany



"I am absolutely delighted with the DISCO mower and its cutting quality! It tackles challenging crops with ease, producing a clean cut and a loose, uniform swath."

Jaakko Suominen, Venna Ltd, Finland



"Venna is a 400-hectare organic dairy farm. The welfare of our animals and quality of our feed are fundamental to our approach. Top quality grass, mowed at just the right time, is extremely important in the production of organic milk – the raw material for our organic ice-cream. The performance and quality of CLAAS products have lived up to our expectations."

Erik Sandmo, farmer, Utsira, Norway



"I am very happy with the way the CLAAS mower follows the ground contours so effortlessly. Depending on conditions, I can easily mow at up to 18 km/h." Erik Sandmo sums up his delight in his own words: "It goes like hell!"



# MAX CUT – always a cut above the rest.

Because every blade of grass counts.

All mower beds are much the same, aren't they?  
Well, no actually – take a closer look!

With the development of the unique MAX CUT mower bed, CLAAS revolutionised mowing technology and redefined the state of the art. It is this proven engineering that has made the DISCO such a successful product.

The standout feature of the mower bed is its wave-shaped base plate which enables the wear-resistant mowing discs to be positioned well to the front. Together with different shaped inserts for the converging and diverging discs, this guarantees maximum overlap and the perfect cut.

For us, it's not just your performance in the field that counts – the quality of your forage is really important too. Take a closer look at the underside of our mower bed to see how we achieve this. The tunnel effect is amplified by special spoilers designed to deflect dirt downwards. No dirt in the forage means premium forage quality for you!


MAX CUT mower beds range from 2.20 to 4.20 metres wide. They are found in every one of our mowers, from the smallest to the largest. They can even be installed in the DIRECT DISC to supply the JAGUAR.

We like to take charge of quality in house – because only the best is good enough. Made in Bad Saulgau.





# What lies at the heart of your DISCO mower? The MAX CUT mower bed.



## Unique drive concept.

The MAX CUT mower bed combines the benefits of several different drive concepts, making it truly one of a kind, and more efficient than any other mechanism. The wave shape allows the large satellite gears of the mowing disc to be placed well to the front, engaging at two points with multiple teeth. Uniform disc spacing ensures a perfect cut pattern under all operating conditions. The MAX CUT mower bed is permanently lubricated, and is therefore maintenance-free.

- 1 Unique wave-shaped base plate pressed from a single piece of steel
- 2 Mowing discs further to the front, with knives rotating 360°
- 3 Optimum tunnel effect, further increased by skids with spoiler action
- 4 Innovative bolting concept for maximum deflection and impact resistance
- 5 Permanently lubricated maintenance-free mower bed for maximum service life
- 6 SAFETY LINK safety modules protect the mower bed in the event of collisions
- 7 Hardox inserts between skids for a clean cut
- 8 Very small mower bed openings for maximum strength



Steel Innovation Award in 2018 for the MAX CUT mower bed




## Wave-shaped, pressed mower bed base plate.

The core structure of the MAX CUT mower bed is the wave-shaped base plate, formed from a single piece of steel with a pressing force of 3,000 t. This is what gives the mower bed its underlying strength and unique technical capabilities. The wave-shaped design is the perfect solution for satisfying the demands of a modern mower bed efficiently and without compromise.



The MAX CUT mower bed received the 2018 Steel Innovation Award for the unique design of its base plate, which uses micro-alloy, fine-grain steel and is weld-free to avoid weak points.



## Strong mower bed cover plate.

The special wave shape maximises the mower base cross-section, while the very small module openings in the cover plate ensure outstanding strength and resilience.



## Bolted instead of welded.

Another secret of the MAX CUT mower bed's success: the mower base and cover plate are machined together from the outset, ensuring that the two halves are a perfect match. The innovative bolting concept provides perfect positive locking, while the absence of welds that can potentially create weak points delivers maximum bending and impact resistance.



"Durability was one of the key requirements for the development of the MAX CUT mower bed. We therefore opted for a bolting concept with special positive-locking knurled screws, providing an impact-resistant and durable connection between the base and the cover plate."

DISCO and mower bed development engineer Martin Ober



Ultra-high-precision engineering.  
It's the details that make the difference.



Inserts with or without shear bar make a big difference.

The distinctive wave shape provides the basis for another piece of technical ingenuity – by creating space for two different-shaped hardox inserts. These increase the cutting surface and ensure maximum overlap between the circular knife paths to deliver the perfect cut.

- 1 As the knives move together, an insert effectively protects the bed from cutting damage. This insert also has a slightly raised section which functions as a shear bar and prevents soiling.
- 2 As the knives move apart, a slim-line insert causes them to emerge slightly earlier from the mower bed, maximising the overlap between the circular knife paths at this point. The special shape also ensures optimum crop flow.

Clear-cut – because the customer is king.

From the 2022 financial year, mowing discs that rotate anti-clockwise will have a red cap and the corresponding blades will also be painted red. This will simplify knife changes, save time and guarantee a clean cut.




**Tunnel effect for a clean crop.**

Specially shaped extra-wide skids act as spoilers to deflect the dirt, as well as protecting the mower bed base. The distinctive wave shape means that the skids are supported well to the front, giving them additional stability.



**Large drive gears.**

Ultra-fine ground large-size drive gears provide highly efficient transmission. Because of their size, they turn much more slowly than the satellite gears of the mower discs, which are placed well to the front. As a result, the mower bed runs quietly, with very little wear.



**Wear protection for the knife carriers.**

The knife carriers feature a high-quality tungsten carbide coating on the outside for optimum wear protection.



**Knives rotate freely through 360°.**

Long and sharp, yet safe: the freely rotating knives deflect obstacles without damaging their reverse sides. As a result, they can always be used on both sides before being replaced.



**Smart mower disc design.**

The special shape ensures optimum crop flow and maximum wear resistance. Additional wear bolts protect the oblique surfaces. The special carbide scraper on the bottom of the mower disc helps to minimise the accumulation of dirt on the mower bed, as well as the starting torque.




Minimal wear for long-lasting performance.



**Endurance test in alfalfa, passed with flying colours.**

The French dried crop product specialist Luzéal cut and conditioned about 20,000 hectares of alfalfa with a DISCO mower combination over two years of harvesting at their Saint-Remy-sur-Bussy site. The company produces about 162,000 tonnes of dry alfalfa a year in the form of pellets and bales from six locations. With the exception of a single SAFETY LINK module, which was shorn off during a collision, there were no workshop downtimes. Site manager Hughes Dubreuil's final verdict couldn't be more positive: "We're very impressed by the quality of work and reliability of the mower combination and MAX CUT mower bed."



**SAFETY LINK safety module.**

Every mower disc in the MAX CUT mower bed is protected by a defined shear point in the safety module. In the event of a collision, the mower disc is isolated from the drive train, and an axial bolt holds the disc in place to prevent it flying off into the air. The large-sized satellite gears ensure that multiple teeth are always engaged and reliably accommodate load spikes. And for maximum service life, there is a very large, double-groove ball bearing with a long bearing distance, with extra sealing protection. Furthermore, the mowing discs are arranged so that they cannot collide.



**Maximum protection for special conditions.**

For particularly large hectare performance or in abrasive conditions, the MAX CUT mower bed can be fitted with optional wear skids. An additional mower bed guard for the skid gap is also available especially for intensive use in tough conditions (e.g. in alfalfa).



**Want to protect the mower and mow higher?**

For optimum forage quality, choose the 15 mm higher wear skids.




**High or higher still? We have the skids you need.**

For a higher cut, optional high or double high-cut skids can simply be bolted on as required to increase the cut height by 30 mm or 60 mm respectively. The unique angled shape provides a very large skid contact area for various cut heights.



# Save time with tine or roller conditioners.



## Tine conditioner.

Tine conditioners with V-shaped tines in a spiral configuration are ideal for harvesting grass crops. Conditioning intensity is set via a baffle plate. Flexible mounting allows the tines to deflect and pass around any objects – such as stones – that find their way into the conditioner. This avoids repair costs. The mown crop can also be spread over the entire working width with an optional wide crop spreader, or deposited in a single swath with adjustable swathing plates.



## Feed drums.

The outside mowing discs are fitted with feed drums for optimum crop flow.

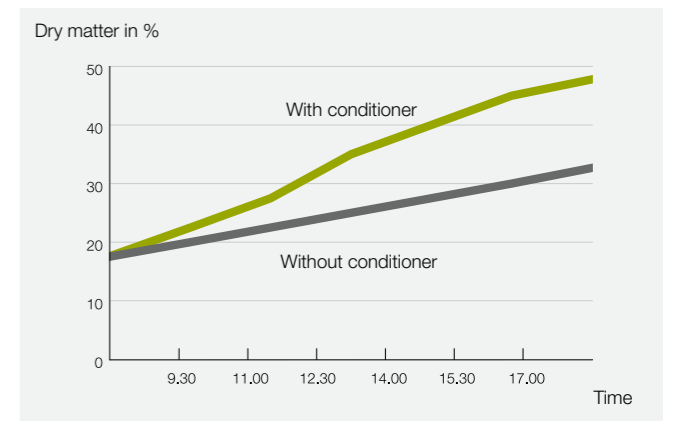
## Roller conditioner.

Leafy crops such as alfalfa call for protective conditioning. The aim is to crush the stalks without destroying the leaves and thus wasting them. This is where the DISCO mowers with roller conditioner come into their own. The durable, polyurethane V-shaped interlocking rollers crush the hard stalks while protecting the leaves. The conditioning intensity can be adjusted via a spring-preload mechanism. Adjustable swathing plates allow for variable swath formation.



## Outsmarting the weather.

Conditioner mowers can significantly reduce wilting and drying time to make the most of very short harvesting windows. You also gain time by not having to spread the crop. So CLAAS offers mowers from working widths of 2.60 metres with tine and roller conditioners.





# Ingeniously designed. Right down to the last detail.

## Quality you can rely on.

DISCO mowers are designed to withstand maximum loads over long periods, while consistently delivering top-quality cutting results. They are easy to use and maintain outstanding efficiency even at minimum power input. All maintenance work can be carried out quickly and easily, and attaching and detaching implements has never been easier.



## Easy and efficient hitching.

All DISCO large-scale mowers have lower link guides to ensure stress-free mowing, right from the start.



## No risk of confusion.

Colour-coded Kennfixx hydraulic connectors are easy to connect, with or without magnetic bracket.



## Quick knife change.

Knives can be replaced in next to no time using the fitting lever provided. A knife box provides convenient storage for used and replacement knives. The mower has a dedicated bracket for both the fitting lever and knife box.

## Quality – down to the last bolt.

The first signs of wear are normally seen on the safety frames – so we use special stainless steel frames on DISCO large-scale mowers. The bolts attaching the protective covers are also made of stainless steel, ensuring easy removal when required.



## Swathing discs.

Models without a conditioner can be fitted with swathing discs for optimum swath formation.



## Easy access.

The mower bed is super-easy to access for cleaning and maintenance work in all models. Convenient hooks are provided for securing the protective covers.



## Simple maintenance.

DISCO mowers have an innovative lubrication concept: thanks to the colour-coded indicators, you can see at a glance when maintenance is due. The drive shafts even have a 250-hour lubrication interval.





# Outstanding engineering for forage quality and cost efficiency.



Frictional resistance transformed into rolling resistance.

ACTIVE FLOAT is the name of the CLAAS hydropneumatic suspension system. Depending on the mower model, this is either included as standard or optionally available, instead of spring suspension. It transfers the weight of the mower to the tractor, and therefore away from the grass cover. Another benefit is that it reduces lateral forces on sloping terrain, enhancing driver comfort and work performance.

Maximum suspension, minimum loading.

ACTIVE FLOAT provides the capability needed to adapt quickly and easily to all sorts of different conditions, such as wet spots or dry hillocks, and non-uniform crop material. The mower ground pressure can be flexibly adjusted with a single-acting spool valve even while the machine is working. Full suspension pressure is particularly desirable at the edge of the crop, so that the mower literally floats over the ground. The current setting can easily be read from a pressure gauge, which is clearly visible from the cab.



Top-quality results with ACTIVE FLOAT.

- Optimum ground-contour following and sward protection
- Clean forage
- Reduced power and fuel requirements
- Low wear
- High working speeds

With ACTIVE FLOAT, the mower glides smoothly and lightly over the ground



Fuel savings through speed reduction.

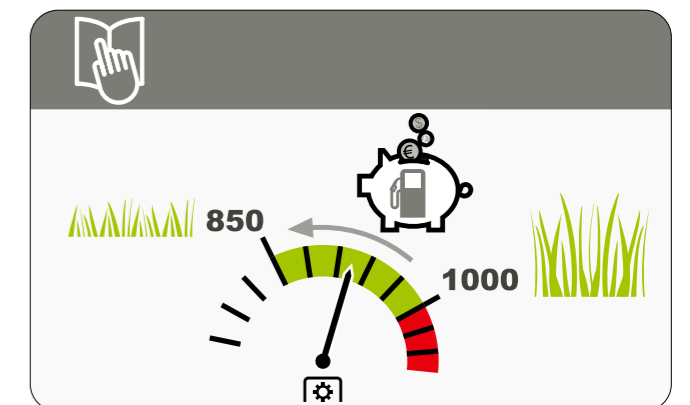
All DISCO mowers can be operated at a reduced PTO speed of 850 rpm when the conditions allow. This "integrated economy PTO" significantly reduces fuel consumption.

Maximum efficiency with ACTIVE FLOAT and economy PTO.

The ACTIVE FLOAT suspension system reduces the crude ash content by up to 17%. Additionally, fuel consumption falls by 2.5%, and reducing the PTO speed to 850 rpm can boost fuel savings by a further 22%.

Proven by results.

"Farms can cut fuel consumption by up 22% by reducing the PTO speed. For a DISCO 9200 C AUTO SWATHER, that equates to around 1.16 litres per hectare and thus around 7 litres per hour." A student at Kiel University of Applied Sciences reached this conclusion after conducting 32 field trials.





# Do you just want to mow? Or do you want the DISCO experience?

We give you added value.

From us, you get more than a simple mower – we have given very careful thought to what you need and how we can make your life easier. DISCO machines are tried and tested in the field and each individual component is superbly engineered. But we're not content to rest on our laurels. We continuously strive to offer you the best mowing equipment you can get.



### More stability.

A design you can rely on – always. That's all anyone wants, and that's exactly what you get from us!

The central mounting is the backbone of your large-scale mower. So we have made sure that it is extremely robust – as you can tell from its dimensions. The load-bearing arms support the centrally suspended pivoting mower units, while built-in dampers ensure stability at the headland.

This exceptional stability is underpinned by the quality of workmanship – something which we take very seriously right from the start! That's why all our welded joints are smoothly finished.

DISCO – because it has to run smoothly from the start. Machines that just keep going.

As the assembly supervisor on the DISCO line, Christian Schmidt checks the quality from the very start: "We lay the foundations for a long machine life. The central mounting, arms and mower bed are of the highest quality and built to last. Every machine is rigorously tested from top to bottom before leaving our assembly line."

### So how do you benefit?

You get the most reliable, longest-lasting mower on the market.



### More quality.

We use only the highest quality components in every single part of the DISCO machines. The MAX CUT mower bed is designed primarily with forage quality in mind. We also believe that you should get lasting satisfaction from your mower and so we take special care to minimise wear. The visual appearance is also important. For instance, stainless steel bolts on the protective cover reflect the build quality on the inside of your DISCO mower.

### More agility.

Do you want a mower that is powerful and long-lasting – but agile enough to use with smaller tractors? We can provide that. The arms on DISCO mowers are designed to be slightly angled to the rear. This construction transfers the weight closer to the tractor and has a positive effect on stability – in the field and on the road.



# DISCO large-scale mowers. Superb mowing performance.

## Pure power.

No matter which DISCO large-scale mower you choose – you can be sure you made the right choice. Because they all have one thing in common: with the MAX CUT mower bed, they deliver optimum cutting results. You know best what you need from your mower, and we have the right machine: with or without conditioner, swath grouping and reverse drive.

With a choice of operating systems, you have complete control of your DISCO at all times – by whatever means you prefer.

### Reverse mode:

DISCO 9400 C DUO 9.10 m

### Swath grouping with belts:

DISCO 9700 C AUTO SWATHER 8.80 – 9.50 m

DISCO 9700 RC AUTO SWATHER 8.80 – 9.50 m

**DISCO 9300 C AUTO SWATHER 9.10 / 8.90 m**

### Swath grouping with augers:

**DISCO 9300 DIRECT SWATHER 9.10 / 8.90 m**

### With conditioner:

DISCO 1100 C / RC BUSINESS 9.40 – 10.70 m

DISCO 9700 C / RC BUSINESS 8.80 – 9.50 m

**DISCO 9300 C / RC COMFORT 9.10 / 8.90 m**

**DISCO 8500 C / RC TREND 8.30 / 8.10 m**

### Without conditioner:

**DISCO 1100 COMFORT 9.70-10.80 m**

DISCO 1010 TREND / COMFORT 9.90 / 9.70 m

DISCO 9700 COMFORT 8.80 – 9.50 m

DISCO 9300 TREND 9.10 / 8.90 m






DISCO 8500 TREND 8.30 / 8.10 m

### New features





Looking for a capable partner?  
We have the solution.

							
	<b>DISCO DUO</b> 9400 C                      9.10 m	<b>DISCO AUTO SWATHER</b> 9700 C / RC              8.80 – 9.50 m 9300 C                      9.10 / 8.90 m	<b>DISCO DIRECT SWATHER</b> 9300                              9.10 / 8.90 m		<b>DISCO BUSINESS</b> 1100 C / RC                9.40 – 10.70 m 9700 C / RC                8.80 – 9.50 m	<b>DISCO COMFORT</b> 1100                            9.70-10.80 m 1010                            9.90 / 9.70 m 9700                            8.80 – 9.50 m 9300 C / RC                9.10 / 8.90 m	<b>DISCO TREND</b> 1010                            9.90 / 9.70 m 9300                            9.10 / 8.90 m 8500 C / RC                8.30 / 8.10 m
Common features		<ul style="list-style-type: none"> <li>– MAX CUT mower bed</li> <li>– Speed reduction</li> <li>– ACTIVE FLOAT hydropneumatic suspension</li> </ul>			<ul style="list-style-type: none"> <li>– MAX CUT mower bed</li> <li>– Speed reduction</li> <li>– ACTIVE FLOAT hydropneumatic suspension</li> </ul>		
Type-specific features	<ul style="list-style-type: none"> <li>– Reverse-drive system</li> <li>– Tine conditioner</li> </ul>	<ul style="list-style-type: none"> <li>– Swath grouping with belt units that can be pivoted in or out</li> <li>– 9700 C / RC AUTO SWATHER with continuously adjustable working width</li> <li>– Tine or roller conditioner</li> </ul>	<ul style="list-style-type: none"> <li>– Swath grouping without conditioner with pivoting augers</li> <li>– Auger housing pockets for optimal crop flow</li> </ul>		<ul style="list-style-type: none"> <li>– 1100 C / RC und 9700 C / RC BUSINESS with continuously adjustable working width</li> <li>– Without conditioner or with tine or roller conditioner, depending on the model</li> </ul>	<ul style="list-style-type: none"> <li>– 1010 COMFORT with vector folding for road travel</li> <li>– 9700 COMFORT with continuously adjustable working width</li> <li>– 9300 C / RC with tine or roller conditioner, depending on the model</li> </ul>	<ul style="list-style-type: none"> <li>– 1010 TREND with vector folding</li> <li>– Without conditioner</li> <li>– 8500 C / RC with tine or roller conditioner, depending on the model</li> </ul>
Operation	<ul style="list-style-type: none"> <li>– ISOBUS compatibility</li> </ul>	<ul style="list-style-type: none"> <li>– ISOBUS compatibility</li> </ul>	<ul style="list-style-type: none"> <li>– ISOBUS compatibility (lifting via spool valves)</li> </ul>		<ul style="list-style-type: none"> <li>– ISOBUS compatibility</li> </ul>	<ul style="list-style-type: none"> <li>– ISOBUS compatibility (lifting via spool valves)</li> </ul>	<ul style="list-style-type: none"> <li>– Direct control via the tractor spool valve or control lever, no terminal required</li> </ul>
Hydraulics	<ul style="list-style-type: none"> <li>– Load sensing</li> </ul>	<ul style="list-style-type: none"> <li>– Load sensing</li> </ul>	<ul style="list-style-type: none"> <li>– Load sensing</li> </ul>		<ul style="list-style-type: none"> <li>– Load sensing</li> </ul>	<ul style="list-style-type: none"> <li>– Load sensing and hydraulic spool valves</li> </ul>	<ul style="list-style-type: none"> <li>– Hydraulic spool valves</li> </ul>
Collision protection	<ul style="list-style-type: none"> <li>– Hydraulic non-stop</li> </ul>	<ul style="list-style-type: none"> <li>– Hydraulic non-stop</li> </ul>	<ul style="list-style-type: none"> <li>– Hydraulic non-stop</li> </ul>		<ul style="list-style-type: none"> <li>– Mechanical or hydraulic non-stop collision protection, depending on the model</li> </ul>	<ul style="list-style-type: none"> <li>– Hydraulic non-stop</li> </ul>	<ul style="list-style-type: none"> <li>– Mechanical</li> </ul>
Front mower options	<ul style="list-style-type: none"> <li>– All front mower options included</li> </ul>	<ul style="list-style-type: none"> <li>– Disc speed monitoring</li> <li>– ACTIVE FLOAT display and control</li> <li>– Automatic hydraulic folding of the protective cover</li> <li>– Lift control for MOVE front mower</li> </ul>	<ul style="list-style-type: none"> <li>– Disc speed monitoring</li> <li>– ACTIVE FLOAT display and control</li> <li>– Automatic hydraulic folding of the protective cover (optional)</li> </ul>		<ul style="list-style-type: none"> <li>– Disc speed monitoring</li> <li>– ACTIVE FLOAT display and control</li> <li>– Automatic hydraulic folding of the protective cover</li> <li>– Lift control for MOVE front mower</li> </ul>	<ul style="list-style-type: none"> <li>– Disc speed monitoring</li> <li>– ACTIVE FLOAT display</li> </ul>	



**CEMIS 700.**  
Ergonomic, ISOBUS-compatible terminal with touchscreen, hard key or rotary push switch control.



**ISOBUS in the CEBIS.**  
Machine operation straight from an ISOBUS-compatible tractor terminal.



**CMOTION control lever.**  
Operation via programmable ISOBUS function keys.



**PLUS operation.**  
Machine operation via CEMIS 10.  
For more comfort with TREND machines.





### CEMIS 700.

With the CLAAS CEMIS 700 terminal you can control your implements independently of the tractor with load-sensing comfort hydraulics and ISOBUS. CEMIS 700 combines a touchscreen with hard keys and a rotary/push switch for intuitive implement control. These different control elements together with the ergonomic design make for user-friendly operation and straightforward menu navigation. The terminal also features a colour display which can show images from up to two cameras.

### A brief digression:



UT stands for Universal Terminal. This makes it possible to operate a single implement via any terminal or a wide variety of implements via a single terminal – provided that both sides are UT-compatible.



AUX is the abbreviation for Auxiliary Control. This means that implement functions can be transferred to the function buttons or a tractor joystick and so controlled directly from them.



There are two different auxiliary control standards; AUX-O and AUX-N.



	CEMIS 700	CEBIS with ISO UT
Screen size	7 inch	12 inch
ISOBUS operation (ISO UT)	UT 1 / UT 2	UT 1 / UT 2
Operation	keys / rotary-push switch / AUX-O / AUX-N	rotary-push switch / AUX-O / AUX-N
Touch	standard	standard
Camera interfaces	standard (2)	standard (2)

### Flexible control.

The DISCO DUO, AUTO SWATHER BUSINESS and COMFORT models are equipped with load-sensing hydraulics as standard. They are centrally operated via the CEMIS 700 or a tractor with ISOBUS-compatible terminal, such as the latest AXION and ARION Series incorporating CEBIS with ISO UT. The mower can also be controlled by other widely available ISOBUS terminals, e.g. the CEMIS 1200.



### Single-handed control of the mower.

With the AUX control you can transfer all the main mower functions individually to your tractor's control lever. So control of your implement is, quite literally, in hand.







## GPS PILOT CEMIS 1200. Precise, future-proof, simple.

Improve the profitability of your farm and simplify day-to-day operations – step into the future with the CEMIS 1200 terminal. With the GPS PILOT automatic steering system, your machine will seem like it's running on rails: always on the right track and using the full working width with no overlapping. There's no need for a long induction course. You'll be surprised how easy it is to operate an automatic steering system using the intuitive CLAAS user interface. Thanks to ISOBUS and standard data exchange formats, CEMIS 1200 is the way forward for more precision farming.

## ISOBUS Universal Terminal (ISO UT).

The ISO UT implement view can be displayed on your tractor terminal, e.g. on the CEBIS or the separate CEMIS 1200 ISOBUS terminal. This enables you to customise the display settings and the operation. With the CEMIS 1200 you can also assign functions via AUX-N to physical function keys, for example on the CLAAS multifunction control lever.

### How you benefit:

- Customise display settings for ISOBUS implements in the CEMIS 1200 terminal
- Assign function keys for user-friendly operation
- Transfer new licences online or activate directly on the terminal

## CLAAS connect links you up with CLAAS.

CLAAS connect links people to machines and systems. With this app, you get an overview of your entire machinery fleet. You always have the right operating instructions to hand and can quickly find the correct lubricants, wear and spare parts for your machine. And when it's time for a new machine, you can configure one tailored perfectly to the needs of your farm. You also get access to many other CLAAS applications, including your service and licence agreements.

## Office and machine seamlessly connected: task management.

With the CEMIS 1200 and an active Machine connect licence on your tractor, you can handle your Task Management via the mobile phone connection in just a few clicks – it's standardised and convenient. Plan your tasks in your farm management software and transfer them straight from 365FarmNet or other connected systems to the machine via TELEMATICS. The operator has all the tasks in sight and can quickly and easily send them back to the office on completion. Assign, complete and document – seamlessly and reliably.



# Full power ahead. Because you can.

In clear view.

The DISCO DUO models always travel in threes. Mount them to a tractor with a reverse-drive system, and you get a clear view to the front of all three mower units. For those who are used to self-propelled machines, this is the ultimate mowing experience.

DISCO 9400 C DUO

9.10 m





# DISCO DUO.

Like self-propelled mowing.



Individual mower unit lift at the headland



Unobstructed visibility reduces operator stress and boosts mowing productivity



Hydraulic non-stop collision protection – in the event of a collision, the mower pivots up and over the obstacle, and resets itself automatically



The standard lift and suspension rams of the ACTIVE FLOAT suspension system provide reliable sward protection



Compact transport position



Comfortable operation, for example via a range of ISOBUS terminals and the ISOBUS function keys on the control lever

### Unbeatable all-round view.

The DISCO 9400 C DUO has a working width of 9.10 metres, making it the widest mower on the market for tractors with a reverse-drive system. The mounting location immediately in front of the cab gives the driver a clear view of the mower units and the crop, for maximum driving comfort. If required, the mower can be converted for operation as a front-rear combination.

### Disc speed monitoring and drive protection.

If the disc speed of a mower unit falls below a defined limit (which can be pre-set as required), the driver is alerted by a visual and acoustic alarm signal. This means the full performance capacity of the machine can be harnessed at all times. An angle sensor can be used to save the required headland lift height. In combination with the disc speed monitoring system, the angle sensor effectively protects the drive from operator errors.

### DUO benefits.

- ACTIVE FLOAT for all units (including front mower)
- MAX CUT for superb cutting quality
- Tine conditioner
- Hydraulic non-stop collision protection
- Kennfixx hydraulic connectors with hydraulic function marking and magnetic bracket
- Hydraulically folding side protective covers (standard)
- Hydraulic transport lock
- Lower link guides for ease of mounting
- LED lights
- Four optional LED work lights for professional harvesting into the night



# Three in one swath. Or not.

The ultra-flexible AUTO SWATHER.

Three in one swath. Or not. With this DISCO model, you can tailor your mowing to your conditions and requirements. Independent control of the belts means that you can spread the crop wide, throw the crop into the middle on one side only or combine the full width into a single swath.

DISCO 9700 C AUTO SWATHER	8.80 – 9.50 m
DISCO 9700 RC AUTO SWATHER	8.80 – 9.50 m
DISCO 9300 C AUTO SWATHER	9.10 / 8.90 m

## New features



DISCO – the mower that's set to break future records. Ready for huge crop yields.

As a test engineer, Julian Knoll travels to fields all over the world. He puts prototypes through their paces under the most demanding conditions right from the start. His verdict of the DISCO: 60 t/ha at up to 18 km/h.

### So how do you benefit?

Perfect crop flow delivers a uniform swath and makes optimal use of the JAGUAR.



# Outstanding mowers. Ready for huge crop yields.



## DISCO 9700 RC AUTO SWATHER. Working widths of 8.80 – 9.50 m

- MAX CUT mower bed – best stubble and forage quality
- Roller conditioner – for gentle conditioning
- Double roller drive – for high-volume crops
- 1100 mm wide belts for maximum throughput
- Wide central swing arm with adjustment range of 700 mm
- ACTIVE FLOAT Comfort – automatic suspension pressure control (target/actual comparison)
- 850 rpm – saves fuel in less-dense crops
- ISOBUS operation
- Hydraulic non-stop collision protection – deflects up and back without you having to stop
- Parts subject to heavy loads made with hardox
- Red guides – make mowing easier

## The mower that's set to break future records.

When developing the DISCO 9700 RC AUTO SWATHER, in addition to the classic alfalfa harvest, we focussed largely on whole-crop silage and thus on massive yields and forage volumes. As this requires very effective power transmission, we worked with Walterscheid to develop a unique triple-telescopic drive shaft. The drive is designed for tractors up to 500 hp and fitted with K-90 friction clutches. And it goes without saying that the mower comes equipped with the proven AUTO SWATHER features such as MAX CUT, ACTIVE FLOAT, BELT BOOST, speed monitoring and slope control.



## Blade after blade – consistent, reliable, unstoppable.

Not a single blade escapes the two counter-rotating polyurethane rollers, which crush the crop gently yet effectively without loss. What's more, the roller conditioner spans the full width of the mower bed to ensure continuous, linear flow without blockages. The double roller drive with specially developed scissor gearbox ensures maximum throughput even with bumper yields.




## More working width, intelligently designed.

With a working width of up to 9.50 m and a total adjustment range of 700 mm, you'll be a force to be reckoned with. This ensures maximum overlap when mowing around the outside of the field, and a high area output when working in straight lines. When a tilt sensor is fitted, not only the adjustment range but the ground pressure and belt speed are automatically controlled on slopes. The central swing arm with extra-wide mounting bracket ensures perfect ground-contour following at all times – even when extending and retracting. The mower unit's double guide also ensures smooth movements and suspension.



## Two angled positions for perfect crop flow.

Roller conditioners have a different crop flow mechanism to tine conditioners. At the same, extremely high-volume crops require new solutions. So we have come up with an innovative modification that optimises crop transfer to the belt and discharge to the swath. Two different positions of the grouping belts not only mean that the belt is uniformly filled – a vast amount of material can be compressed into one perfectly shaped swath for the harvester following on behind.







From flexible all-rounder to true professional.

The DISCO with tine conditioner and swath grouping has been a bestseller for several years now. The DISCO 9700 C AUTO SWATHER marks the next step to an even greater working width: 8.80 – 9.50 m and an adjustment range of 700 mm makes this flexible all-rounder a true professional. You can adjust the overlap to suit the conditions and choose how you want to lay the crop: in the swath – ready for the harvester following on behind, to one side – in preparation for the LINER four-rotor swather, or spread wide, if the weather is against you.



Sealed concave plate, stable support and intelligent weight distribution.

The harvested crop should be transferred via the tines to the belt units without loss. So the C AUTO SWATHER models are fitted with a sealed concave plate. Furthermore, the belt units are each supported at four points to ensure maximum stability.



When the belts are no longer needed, they can be folded up over the mower units, shifting the centre of gravity close to the tractor.

Broad arm and double guide.

The 700 mm hydraulic lateral adjustment is accomplished by the central arm, which features an extra-wide mounting bracket. This is key to achieving perfect ground-contour following at all times – even when extending and retracting. The double guide additionally stabilises the mower unit under heavy loads. Choose the optional slope control for automatic control of the ACTIVE FLOAT pressure, lateral adjustment and belt speed, and you're ideally equipped for any situation.



ACTIVE FLOAT Comfort for all AUTO SWATHER, BUSINESS and COMFORT models.

Proven ACTIVE FLOAT suspension transforms frictional resistance into rolling resistance for optimal ground-contour following. The AUTO SWATHER, BUSINESS and COMFORT Series with ISOBUS are equipped with the comfort version of ACTIVE FLOAT – taking comfort to an even higher level. Here, a pressure sensor continually compares the target and actual pressure and automatically adjusts it to suit conditions. This means that the ground pressure remains the same at all times, regardless of the terrain and changes to the working width – ensuring gentle handling of the sward, optimum forage quality and outstanding operator comfort.

DISCO 9700 C AUTO SWATHER.  
Working widths from 8.80 to 9.50 m.

- MAX CUT mower bed – best stubble and forage quality
- Tine conditioner – for intensive conditioning
- 900 mm wide conveyor belt for maximum throughput
- Wide central swing arm with adjustment range of 700 mm
- ACTIVE FLOAT Comfort – automatic suspension pressure control (target/actual comparison)
- 850 rpm – saves fuel
- ISOBUS operation
- Hydraulic non-stop collision protection – deflects up and back without you having to stop
- Parts subject to heavy loads made with hardox
- Red guides – make mowing easier





# Flexibility, whatever the crop.

## A genuine all-rounder.

The DISCO 9300 C AUTO SWATHER is the professional mower for contractors, large agricultural businesses and biogas plant operators. The biomass mower with swath-grouping function was specifically developed for harvesting whole-crop silage such as forage rye or triticale. Multiple swath-laying options ensure optimum flexibility.

## Play it safe.

The mower has a sealed concave plate to prevent any losses as the crop is transferred from the conditioner tines to the belt units. A belt cover is optionally available which enables you to further reduce material losses in particularly dense crops, for example. It also reduces cleaning times.



Markus Jehle operates a 500 kWh biogas plant in southern Germany.



"Investing in a DISCO AUTO SWATHER mower with conditioner and swath grouping soon paid off, as it enabled us to complete several operations in one pass. What's more, in the harvesting chain the JAGUAR always works at its best with the 18 m x 12 m strategy. Whether in grass or green rye, the huge volumes of material are spread wide or straight into a tidy swath without losses."

## One mowing combination, four processes.



### 1 Swath grouping:

For swath grouping, the two belt units are folded down. The DISCO 9300 C AUTO SWATHER forms a perfect box-shaped swath specifically for a biomass or grass crop. The high torque of the belt drive allows operation at low rpm.



### 2 An 18-to-12 mowing strategy:

In addition to depositing a single swath, by folding up one of the belt units, you can consolidate a working width of 18 metres into 12 metres during a back-and-forth pass. Working in combination with the LINER 4700 TREND, which has a raking width of 12.70 metres, the mower can combine a working width of 18 metres into a single swath. Results from the field show that this can boost the JAGUAR's harvesting capacity by up to 40 percent.



### 3 Spreading the crop:

When the weather lets you down, stay flexible: by folding up the belt units, you can operate the DISCO 9300 C AUTO SWATHER as a normal large-scale mower.



### 4 Edge mowing:

The DISCO 9300 C AUTO SWATHER makes for even more efficient edge mowing: with an active belt unit at the outside field edge, you can throw the crop material inwards to make sure none of your valuable crop is lost.



# A successful energy harvest.



## DISCO. Where quality meets reliability.

Not getting any feedback might be annoying in many sectors. But in quality management it means that the machine is reliable. And not just in theory, but out in the field as well. Iris Fischer knows what it comes down to: the wear resistance and quality of the parts.

### So how do you benefit?

The durability of the MAX CUT mower bed is impressive right down the line. A standard product that runs like clockwork.



## Disc speed monitoring and drive protection.

If the disc speed of a mower unit falls below a defined limit (which can be pre-set as required), the driver is alerted by a visual and acoustic alarm signal. This means the full performance capacity of the machine can be harnessed at all times. An angle sensor can be used to save the required headland lift height. In combination with the disc speed monitoring system, the angle sensor effectively protects the drive from operator errors.

## Front mower options.

For even greater convenience, users of DISCO 9300 C AUTO SWATHER machines can also optimise their CLAAS front mower, provided the front mower and large-scale mower are fitted with the required options. No additional spool valve is then required for additional front mower options. The options include disc speed monitoring and the ACTIVE FLOAT display, ACTIVE FLOAT control, and automatic control of the hydraulically foldable protective covers.

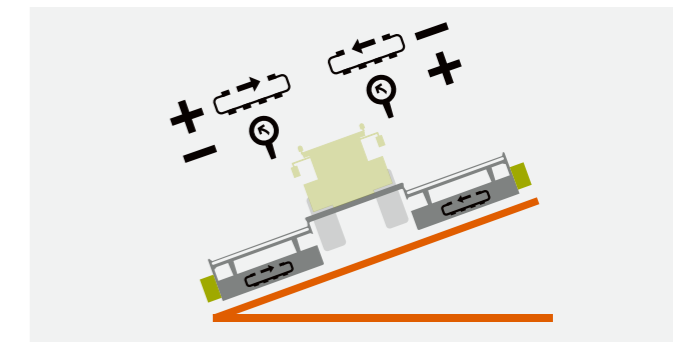
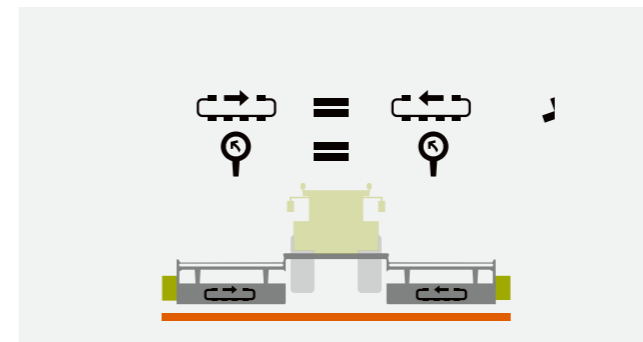
## AUTO SWATHER advantages.

- Two individual belt units with belt speeds that can be pre-set for maximum crop throughput
- BELT BOOST
- ACTIVE FLOAT
- Tine conditioner
- MAX CUT for superb cutting quality
- Slope control (optional)
- Hydraulic non-stop collision protection – the mower unit pivots up and over the obstacle, and resets itself automatically
- Kennfixx hydraulic connectors with hydraulic function marking and magnetic bracket
- Hydraulically folding protective side covers (optional)
- Hydraulic transport lock
- Lower link guides for ease of mounting
- LED lights
- Six optional LED work lights for professional harvesting into the night
- Automatic central lubrication (optional)



## BELT BOOST.

When the mower units are raised at the headlands, the feed belts are automatically accelerated to the maximum speed with the patented BELT BOOST technology. This forms a tapered swath, rather than increasing its width. The swath is then picked up by the harvesting machine following behind without any loss of material.



## Optional slope control.

A tilt sensor in the headstock enables the ground pressure (ACTIVE FLOAT) and belt speed to adjust automatically to the current slope angle. The pressure change required to suit the gradient can easily be adjusted from the terminal. This reduces the driver's workload, and improves quality. The

change in frictional forces also helps to positively counter slope drift, which in turn protects the sward. The result is optimal swath formation in cross-slope passes, and less risk of unmown strips or crop soiling.



# No conditioner. No compromises.

Clever innovation – tapered auger designed for flexible use.

Gently lay the crop in a tidy swath straight from the mower bed without conditioning? Swing open one cross-conveyor auger and gather the crop at the field margin tidily inwards? Or create a wide swath? With the cross-conveyor augers, you can respond flexibly to the different requirements of individual fields, crops and mowing times – with a low power requirement.

**DISCO 9300 DIRECT SWATHER**

**9.10 / 8.90 m**

**New features**



DISCO DIRECT SWATHER. Tapered auger for perfect crop flow.

Making good things even better. That's what motivates design engineer Siegfried Epp. And that's why you can rely on our machines. DISCO promises uncompromising performance in all conditions, higher throughput and better swath shape thanks to the additional feed channel, and above all, an enjoyable mowing experience.

**So how do you benefit?**

The tapered auger with a maximum diameter of 530 mm is designed to handle fine and coarse chopped material.



Innovative engineering.  
For every task.




**Flexible and fuel-efficient.**

When both cross-conveyor augers are swung shut, the crop is laid in a loose swath. When they are swung open, the crop is laid wide. For maximum flexibility, each auger can be swung open or shut individually from the comfort of the cab, even on the move. So you can choose to throw the crop in towards the middle at the field margin to avoid losses, or consolidate a working width of 18 metres to 12 metres during back-and-forth passes. The mower's agility also makes it suitable for swath grouping on farms with lower powered tractors.

**No downtime.**

The Finsterle family from southern Germany run a dairy farm with 220 cows and 60 hectares of grassland per cut.

What made farm manager Wolfgang Finsterle choose a DISCO with auger? "We don't need a conditioner on the mower as we ted virtually every cut, which is a great advantage: we can clear the field margins cleanly to the middle." One thing was evident right from the start: "We don't have to keep stopping any more. The auger can be pivoted in and out while the tractor's on the move."




**Unique design**

For maximum throughput, CLAAS uses a conical cross-conveyor auger whose diameter increases inwards (towards the swath). Combined with a conical feed channel, this enables even large crop volumes to be tidily deposited in a loose, uniform swath.



**Convenient operation.**

The cross-conveyor augers can be swivelled open and closed individually via the ISOBUS terminal, even while driving. When the auger, housing and trough unit is swivelled shut, it is supported across its entire width directly behind the MAX CUT mower bed. This ensures that the feed channel is completely closed and feed losses can be ruled out.



**Optimal crop flow.**

The shear bar at the auger outlet and the 'conveying pockets' which create additional space behind the cross-conveyor auger facilitate smooth crop flow and prevent material build-up.



**Optimal spreading in all positions.**

To achieve true wide spreading, the cross-conveyor augers are swung open and out of the crop flow. With the adjustable swath former, you can throw the crop into the middle on one side only to produce a tidy swath without overlaps.



# Put your time to good use. For top-quality forage.

## Time-saving efficiency.

What if you don't just want to prepare optimum forage with your DISCO mower, but condition it as well? No problem – DISCO mowers not only offer outstanding productivity, they can also save you valuable time. Opt for mowers with a conditioner and you're ideally equipped to make best use of the short harvest window.

DISCO 1100 C / RC BUSINESS	9.40 – 10.70 m
DISCO 9700 C / RC BUSINESS	8.80 – 9.50 m
<b>DISCO 9300 C / RC COMFORT</b>	<b>9.10 / 8.90 m</b>
<b>DISCO 8500 C / RC TREND</b>	<b>8.30 / 8.10 m</b>

## New features



DISCO – our customers' favourite mower.

Martin Ober puts his heart and soul into designing the DISCO, and has a keen eye for detail and practicality. So the mower has an ingenious sturdy mounting arm – with a central swing arm featuring an extra-wide mounting bracket for maximum durability.

### So how do you benefit?

Maximum adjustment range for consistent ground-contour following in all positions.



# Mowing like a champion.

## Unprecedented productivity.

With a working width of up to 10.70 m, the DISCO 1100 C / RC BUSINESS is the largest conditioner mower on the market for three-point hitching. It features unsurpassed performance, smart technology and comfortable control, making it the perfect machine for professional operations. The DISCO 1100 BUSINESS is available with either a tine or roller conditioner.



Depending on the front mower, working widths of between 9.40 and 10.70 m can be achieved using the hydraulically controlled arms



The telescopic arm technology offers significant benefits for the farming professional



Optimum results even in curves, thanks to maximum overlap (up to 60 cm)



Less than 4.0 m: compact transport position with generous ground clearance in both BUSINESS models



Markus Hagmann  
from southern Germany

## Unbeatable work rates.

Biogas plant operator Markus Hagmann mows between 600 and 700 hectares per year with his DISCO 1100 RC BUSINESS. The machine often runs for more than 10 hours at a time, so it's essential that the technology works reliably.

He uses an intensive five-way crop rotation strategy, with plenty of clover and not too much maize. For optimum drying performance, Markus has opted for a roller conditioner. "But the system is also consistently reliable for higher-density crops such as field crops", he says.



A DISCO world record: 141.1 hectares in only 8 hours – that's the unmatched performance of the DISCO 1100 BUSINESS.

## The DISCO 1100 C / RC BUSINESS drive concept.

The intelligent drive train design is ultra-reliable, and requires very little maintenance. The external mower drive means that a simple telescopic drive shaft is all that is needed.



## Powerful illumination.

Harvesting sometimes continues into the night, so four optional LED work lights provide for professional-quality mowing after dusk.

## Disc speed monitoring and drive protection.

If the disc speed of a mower unit falls below a defined limit (which can be pre-set as required), the driver is alerted by a visual and acoustic alarm signal.



## Additional front mower options.

For example, disc speed monitoring, ACTIVE FLOAT control and protective cover folding

This means the full performance capacity of the machine can be harnessed at all times. An angle sensor can be used to save the required headland lift height. In combination with the disc speed monitoring system, the angle sensor effectively protects the drive from operator errors.



## Large-scale mowers. Tremendous in every respect.



### Mowing with tine or roller conditioners.

The DISCO 9700 C and RC BUSINESS models feature a working width of 8.80 – 9.50 m, depending on the type of conditioner. Choose the mower with tine conditioner if you're mainly harvesting grass, or with roller conditioner for leafy crops. The latter is optionally available with double roller drive for tougher conditions.

### Broad arm and double guide.

As with all DISCO 9700 models, the 700 mm hydraulic lateral adjustment is accomplished by the central swing arm, which features an extra-wide mounting bracket. This is key to achieving perfect ground-contour following at all times – even when extending and retracting. The double guide additionally stabilises the mower unit under heavy loads. Choose the optional slope control for automatic control of ACTIVE FLOAT pressure and lateral adjustment, and you're ideally equipped for any situation.



### ACTIVE FLOAT Comfort for all AUTO SWATHER, BUSINESS and COMFORT models.

Proven ACTIVE FLOAT suspension transforms frictional resistance into rolling resistance for optimal ground-contour following. The AUTO SWATHER, BUSINESS and COMFORT Series with ISOBUS are equipped with the comfort version of ACTIVE FLOAT – taking comfort to an even higher level.

### DISCO 9700 C / RC BUSINESS. Working width of 8.80 – 9.50 m.

- MAX CUT mower bed – best stubble and forage quality
- Tine conditioner – for intensive conditioning
- Roller conditioner – for gentle conditioning
- Wide central swing arm with adjustment range of 700 mm
- ACTIVE FLOAT Comfort – automatic suspension pressure control (target/actual comparison)
- 850 rpm – saves fuel
- ISOBUS operation
- Hydraulic non-stop collision protection – deflects up and back without you having to stop
- Red guides – make mowing easier



Ready for any conditions.  
Always.



DISCO 9300 C / RC COMFORT. Working width of 9.10 / 8.90 m.

- MAX CUT mower bed – best stubble and forage quality
- Tine conditioner – for intensive conditioning
- Roller conditioner – for gentle conditioning
- ACTIVE FLOAT Comfort – automatic suspension pressure control (target/actual comparison)
- 850 rpm – saves fuel
- ISOBUS operation
- Hydraulic non-stop collision protection – deflects up and back without you having to stop
- Red guides – make mowing easier



DISCO. One team – one quality guarantee.

Markus Eisele is assembly line manager, farmer and DISCO customer. He makes sure that his colleagues on the assembly line work as a team, have fun and understand how important each individual part is for the product and for the customers.

**So how do you benefit?**

Each machine is carefully thought through right down to the last detail. Every day, every member of the team plays their part in ensuring optimal reliability and forage quality.



**Disc speed monitoring and drive protection.**

If the disc speed of a mower unit falls below a defined limit (which can be pre-set as required), the driver is alerted by a visual and acoustic alarm signal. This means the full performance capacity of the machine can be harnessed at all times. An angle sensor can be used to save the required headland lift height. In combination with the disc speed monitoring system, the angle sensor effectively protects the drive from operator errors.

**Additional swathing plate for narrow swath deposition.**

The optional additional swathing plate is designed for flexible, precise swathing. It is easy to fit and adjust, enabling a narrow 90 cm wide swath to be deposited by each mowing unit instead of a single wide swath – to ensure uniform drying of the crop and greater efficiency for the harvesting machines following on behind.



# Mowing and conditioning. Easy to operate.



Blade after blade – consistent, reliable, unstoppable.

Not a single blade escapes the two counter-rotating polyurethane rollers, which crush the crop gently yet effectively without loss. What's more, the roller conditioner spans the full width of the mower bed to ensure continuous, linear flow without blockages. The optional double roller drive with specially developed scissor gearbox ensures maximum throughput even with bumper yields.

Uncompromising quality and stability.

CLAAS DISCO mowers raise the bar in terms of quality and stability, ensuring reliable performance even under extreme conditions. From the MAX CUT mower bed to the conditioner cover, everything is designed for a long service life. Wear protection is a key focus: components such as the housing panels of the DISCO 8500 TREND models, which are in contact with the crop flow and thus subject to heavy wear, are forged from special high-strength steel.

## TREND operation.

These DISCO models are the perfect choice if you simply want to mow – using professional equipment, but without electronics: folding, mowing, lifting – all via one single-acting spool valve. To control the ACTIVE FLOAT while underway, you simply need another single-acting spool valve.

### Optional: direct individual lift function.

With an additional single-acting spool valve, you can lift each mowing unit individually via a separate spool valve. You can use the headland management system to lift both mowing units together to make the most of the tractor's intelligence.

## PLUS operation. The alternative for those wanting even more functionality.

This option includes a hydraulic transport lock, hydraulic protective cover folding, and an individual lift function that automatically preselects the second mowing unit as soon as the first is raised for optimum ease of operation.

For this you need a double-acting spool valve instead of the single-acting one – the function is operated via the CEMIS 10 terminal. PLUS operation is particularly recommended for tractors with few or mechanical spool valves.



Machine operation via CEMIS 10. For more comfort with TREND machines



Compact transport position for safe road travel



Additional swathing plate for narrower swath



# DISCO mowers without conditioner. The simple joy of mowing.

Reliable and highly manoeuvrable.

DISCO mowers without conditioner are available in different versions with various working widths. These robust machines combine strength and power with ease of operation. So why not take a closer look.

DISCO mowers are guaranteed to please:

- The unique MAX CUT mower bed is designed not only to produce the perfect cut and cleanest forage, but to give lasting satisfaction thanks to the highest quality components.
- The ACTIVE FLOAT suspension system enables you to respond quickly to changing conditions by increasing or decreasing the pressure as your mower glides over the ground.
- So when conditions allow, you can simply mow at a reduced PTO speed of 850 rpm and save an extra litre of fuel.
- Perfect attention to detail is the common thread running through your DISCO mower. Red colour-coding helps you select the right setting, insert the correct mower blade and much more.

<b>DISCO 1100 COMFORT</b>	<b>9.70-10.80 m</b>
DISCO 1010 TREND / COMFORT	9.90 / 9.70 m
DISCO 9700 COMFORT	8.80 – 9.50 m
DISCO 9300 TREND	9.10 / 8.90 m
DISCO 8500 TREND	8.30 / 8.10 m

#### New features





When more productivity is needed.



### COMFORT operation.

The DISCO 1100 COMFORT combines the simple basic functions with ISOBUS operation. Folding and unfolding is controlled by one spool valve, so the lift can be integrated into the headland management. The load-sensing hydraulics automatically control protective cover folding and the transport lock.

Three memory settings (narrow, medium and wide) are available for quick and easy adjustment of the working width. Other functions can be conveniently controlled via ISOBUS or the function keys, e.g. rapid adjustment of the ACTIVE FLOAT pressure on both sides. So the DISCO COMFORT is particularly useful for customers operating under constantly changing conditions.

DISCO 1100 COMFORT. Working widths from 9.70 to 10.80 m.

- MAX CUT mower bed – best stubble and forage quality
- ACTIVE FLOAT – adjusts the ground pressure while on the move
- 850 rpm – saves fuel
- ISOBUS operation
- Telescopic arms – infinitely variable adjustment of working width for optimal overlap
- Hydraulic non-stop collision protection – deflects up and back without you having to stop
- Red guides – make mowing easier



Two hydraulically controllable telescopic arms with continuous adjustment for optimal overlapping in the DISCO 1100 COMFORT



Compact, robust headstock with integrated ACTIVE FLOAT suspension system as standard



Easy adjustment of central frame height: just line up the arrows



Below 4 m: compact transport position for safe road travel



## Big in the field, small on the road



### Pure power.

The DISCO 1010 TREND and COMFORT models offer you a large working width of 9.70 and 9.90 m – depending on the desired overlap. And with CLAAS you get two more mowing discs, making nine in total – for a genuine 3.80 m working width per mower unit!

Ideal on the road – compact and close to the tractor without endangering oncoming traffic during turning manoeuvres. Even steep field entrances can be negotiated with ease. The tilt angle of the mower units also makes for easy hitching and unhitching. Vector folding is provided by an additional valve in the ram of the hydraulic collision protection. What's more, the mower units easily pivot inwards to give you a clear view in the rear mirror.



DISCO 1010. Because the mowing journey starts on the way to the field.

DISCO project manager Cornelia Paul knows what counts: “We designed this unique folding concept with a specific aim in mind. Vector folding makes it possible to transport even the largest working widths safely and in the middle at the centre of gravity.”

### So how do you benefit?

The tractor-mower combination is exceptionally manoeuvrable and the mower barely swings out at all – allowing you to negotiate tight or steep field entrances with ease.



DISCO 1010 TREND / COMFORT. 9.90 / 9.70 m working width.

- MAX CUT mower bed – best stubble and forage quality
- ACTIVE FLOAT – adjusts the ground pressure while on the move
- 850 rpm – saves fuel
- Operating options – without electronics / with individual lift / PLUS operation / COMFORT operation
- Hydraulic non-stop collision protection – deflects up and back without you having to stop
- Red guides – make mowing easier
- Vector folding for compact road travel despite large working width



# Simply wide. Ready for peak performance.

## MAX CUT mower bed. The hallmark of every DISCO.

With the MAX CUT mower bed, you can simply get on with mowing – safe in the knowledge that superb cutting quality is a given. The bed is designed to maximise overlap while the specially shaped underside deflects dirt particles – all to optimise your forage quality and performance.

### Ground pressure can be adjusted to suit your needs.

We have fitted our ACTIVE FLOAT suspension system as standard to enable you to respond flexibly to changing conditions. So now you can vary the ground pressure of your mower from the comfort of your cab, increasing or decreasing it as required. To save fuel, reduce wear and improve forage quality.



### Even maintenance is less of a chore.

All the blades are safely stored in the convenient knife box so you always have the right one to hand. Red paint on the anti-clockwise blades and mowing discs saves time, simplifies blade changes and guarantees the perfect cut. And you don't have to spend long on lubrication either: different coloured stickers indicate when and where to lubricate.



## TREND operation.

These DISCO models are the perfect choice if you simply want to mow – using professional equipment, but without electronics: folding, mowing, lifting – all via one single-acting spool valve. To control the ACTIVE FLOAT while underway, you simply need another single-acting spool valve. Pivoting backwards and forwards is controlled via a double-acting spool valve.

### Optional: direct individual lift function.

With an additional single-acting spool valve, you can lift each mowing unit individually via a separate spool valve. You can use the headland management system to lift both mowing units together to make the most of the tractor's intelligence.

## PLUS operation. The alternative for those wanting even more functionality.

This option includes a hydraulic transport lock, hydraulic protective cover folding, and an individual lift function that automatically preselects the second mowing unit as soon as the first is raised for optimum ease of operation.

For this you need a double-acting spool valve instead of the single-acting one – the function is operated via the CEMIS 10 terminal. PLUS operation is particularly recommended for tractors with few or mechanical spool valves.

## COMFORT operation.

A COMFORT version of the DISCO 1010 is also available which combines the basic functions with ISOBUS operation.

Folding and unfolding is controlled by one spool valve, so the lift can be integrated into the headland management. The load-sensing hydraulics automatically control protective cover folding, pivoting to the rear and the transport lock. Further functions can be conveniently controlled via ISOBUS or the function keys, e.g. rapid adjustment of the ACTIVE FLOAT pressure on both sides.

The combined spool valve and ISOBUS operation in the DISCO COMFORT is particularly useful for customers operating under constantly changing conditions.







## DISCO – the mower that makes your job easier.

We want to make mowing easier and more enjoyable for you – that's what motivates Markus Ziegelschmid, the electronics engineer responsible for the DISCO models.

### So how do you benefit?

With the slope control, the mower automatically adjusts to the terrain and controls the suspension pressure and the adjustment range.



## ACTIVE FLOAT Comfort for all AUTO SWATHER, BUSINESS and COMFORT models.

Proven ACTIVE FLOAT suspension transforms frictional resistance into rolling resistance for optimal ground-contour following. The AUTO SWATHER, BUSINESS and COMFORT Series with ISOBUS are equipped with the comfort version of ACTIVE FLOAT – taking comfort to an even higher level. Here, a pressure sensor continually compares the target and actual pressure and automatically adjusts it to suit conditions. This means that the ground pressure remains the same at all times, regardless of the terrain and changes to the working width – ensuring gentle handling of the sward, optimum forage quality and outstanding operator comfort.

## More working width, intelligently designed.

With a working width of up to 9.50 m and a total adjustment range of 700 mm, you'll be a force to be reckoned with. This ensures maximum overlap when mowing around the outside of the field, and a high area output when working in straight lines. When a tilt sensor is fitted, both the adjustment range and the ground pressure are automatically controlled on slopes. The central swing arm with extra-wide mounting bracket ensures perfect ground-contour following at all times – even when extending and retracting.



## DISCO 9700 C COMFORT. Working widths from 8.80 to 9.50 m.

- MAX CUT mower bed – best stubble and forage quality
- Wide central swing arm with adjustment range of 700 mm
- ACTIVE FLOAT comfort – automatic suspension pressure adjustment (target/actual comparison)
- 850 rpm – saves fuel
- ISOBUS operation
- Hydraulic non-stop collision protection – deflects up and back without you having to stop
- Red guides – make mowing easier



# Professional mowers for optimal mowing performance.



## Simply the ultimate in efficiency.

That's the USP of the DISCO 9300 TREND, with a working width of 9.10 or 8.90 m. Thinking of stepping up to a large-scale mower? Then the entry-level DISCO 8500 TREND is the perfect choice. With a working width of 8.30 or 8.10 m, it combines agility with an impressive work rate. And needless to say, the core component of these mowers is the proven MAX CUT mower bed. Features such as the convenient knife box, the red marking on the anticlockwise blades and mowing discs, and the colour coding of different lubrication intervals even make maintenance less of a chore.

### Ground-contour following, height adjustment and lifting height.

Both mower units are suspended at the centre of gravity, so they can pivot freely and adapt to the ground contours. A quick glance at the arrow markings on the arm indicates the correct adjustment height, and then you're off. Built-in dampers maintain the position of the mower unit at the headland to guarantee maximum ground clearance and smooth mower movements.



### TREND operation.

These DISCO models are the perfect choice if you simply want to mow – using professional equipment, but without electronics: folding, mowing, lifting – all via one single-acting spool valve. To control the ACTIVE FLOAT while underway, you simply need another single-acting spool valve.

### Optional: PLUS operation – the alternative for those wanting even more functionality.

This option includes a hydraulic transport lock, hydraulic protective cover folding (DISCO 9300) and an automatic individual lift function (2). The latter preselects the second mowing unit as soon as the first is raised for optimum ease of operation. For this you need a double-acting spool valve instead of the single-acting one – the function is operated via the CEMIS 10 terminal (1). PLUS operation is particularly recommended for tractors with few or mechanical spool valves.

### Optional: direct individual lift function (2).

With an additional single-acting spool valve, you can lift each mowing unit individually via a separate spool valve. You can use the tractor's headland management system to lift both mowing units together.



DISCO 9300 and 8500. Working widths of 9.10 / 8.90 and 8.30 / 8.10 m.

- MAX CUT mower bed – best stubble and forage quality
- ACTIVE FLOAT – adjusts the ground pressure while on the move
- 850 rpm – saves fuel
- Operating options – without electronics / with individual lift / PLUS operation
- Mechanical collision protection – deflects up and back
- Red guides – make mowing easier

DISCO. Because we can only design what we understand. Machines developed by farmers for farmers.

Matthias Berger has been involved in the development of DISCO mowers for over 17 years: "As a test engineer and contract farmer, I use the machines every day. So I understand the importance of intuitive control – especially on long harvesting days."

### So how do you benefit?

With the intelligent individual lift function, you can mow any field that tapers to a point without repositioning your hands.





# DISCO front mowers. Always at the forefront.

Front runner for peak performance.

A large-scale mower is generally a team player – and we have the right front mower for any combination.

DISCO models all have one thing in common: with the MAX CUT mower bed, they deliver optimum cutting results. The DISCO 3150 F has a compact, lightweight construction – ideal for smaller tractors and working on slopes. The DISCO PROFIL series features a pulled mower bed with a low pivot point – allowing it to adapt to small bumps faster than any other mower on the market. The special feature of the DISCO MOVE is its headstock – the mower is pulled by the tractor, but all movements and guidance are controlled by the mower itself. This makes it exceptionally flexible and creates a completely unique vertical movement of 1 metre.

DISCO MOVE 3600 F / FC / FRC	3.40 m
DISCO MOVE 3200 F / FC / FRC	3.00 m
DISCO PROFIL 3600 F / FC / FRC	3.40 m
DISCO PROFIL 3200 F / FC / FRC	3.00 m
DISCO 3150 F	3.00 m





Ahead of the pack.  
The front mower family.



DISCO 3150 F

DISCO MOVE

DISCO PROFIL

	DISCO MOVE	DISCO PROFIL	DISCO 3150 F
Models and working widths	3600 FRC / FC / F: 3.40 m 3200 FRC / FC / F: 3.00 m	3600 FRC / FC / F: 3.40 m 3200 FRC / FC / F: 3.00 m	3150 F: 3.00 m
Mower bed	MAX CUT	MAX CUT	MAX CUT
Attachment	Quick hitch A-frame and direct attachment	Quick hitch A-frame	Quick hitch A-frame
Pressure release	ACTIVE FLOAT integrated in the 3-point headstock	Spring suspension; optional ACTIVE FLOAT	Spring suspension; optional ACTIVE FLOAT
Type	Compact and straightforward	Slender and straightforward	Short and close to the tractor
Pivot point	Pivot points for transverse and longitudinal oscillation; integrated linkage geometry for vertical movement independently of the tractor front linkage	Pivot points for transverse and longitudinal oscillation (vertical via tractor lower linkage)	Pivot point for transverse oscillation (vertical via tractor lower linkage)

F = front

C = tine conditioner

RC = roller conditioner



# DISCO MOVE. Making all the right moves.



### Optimal ground-contour following – independently of the tractor linkage.

The DISCO MOVE moves both horizontally and vertically, independently of the tractor front linkage, and fully accommodates the mower lift height. The low position of the mower bed pivot point handles small bumps, while the MOVE linkage geometry takes care of larger surface irregularities to ensure flawless adaptation to the terrain – with unique vertical movement of up to 1,000 mm. ACTIVE FLOAT hydropneumatic suspension, which can be adjusted while on the move, is integrated with the headstock as standard equipment.



### Multifunctional headstock.

The unique headstock makes mower attachment quick and easy. Mounting is either via the tractor linkage or the quick hitch A-frame. No additional supports are required for hitching and unhitching. Kennfixx couplings are standard and depending on their tractor equipment, customers can choose on which side they wish to mount the hydraulic hoses and pressure gauge.



### ACTIVE FLOAT as standard equipment.

The unique configuration with separate hydraulic circuits for lift and suspension enables the rams to be optimally adapted to their respective functions. The hydraulic system provides uniform suspension for the mower unit over the entire movement range. Settings can be adjusted at any time while the vehicle is under way, using the relevant hydraulic circuit. This enables the mower to respond smoothly and rapidly to changing conditions in the field.



### Parallel control of front and rear mowers.

DISCO MOVE makes an outstanding partner for a DISCO large-scale mower. Depending on the equipment options installed, the front mower can be operated directly via the large-scale mower hydraulics. Additional features deliver superior work performance, and driver stress is further reduced through automated processes.



### Everything in full view.

The optional double mirror mounted on the mower increases road safety at difficult intersections. The compact design of the headstock gives you a clear view to the front.



# DISCO PROFIL.

For the fastest ground-contour following.



### PROFIL. Three-dimensional ground-contour following.

PROFIL linkage geometry gives the mowers three-dimensional ground-contour-following capability, independent of the tractor movement. The mower is suspended on a pivot support and therefore adapts perfectly to contours transverse to the direction of travel. The pulled suspension of the mower bed combined with the low pivot point ensure optimum longitudinal adaptation. Low ground tracking prevents the mower digging into the soil, protects the grass sward and enables higher mowing speeds. It all adds up to a uniform mowing result.

### Folding protective covers.

Folding protective covers reduce the road transport height to 3.00 or 3.40 metres. A hydraulic folding option is also available, which requires a double-acting spool valve.

### Maintenance and cleaning.

The protective covers fold upwards all the way around, allowing easy access to the mower bed and all maintenance points – ideal for knife changes, for example. As in all DISCO mowers, the mower has an integrated knife box with replacement blades. The drive shafts have a lubrication interval of 250 hours, which further reduces maintenance time and costs.




### The benefits.

- MAX CUT mower bed for maximum cutting quality
- ACTIVE FLOAT optional hydropneumatic suspension
- Available without conditioner or with tine or roller conditioner
- Optional folding illuminated warning signs for safe transport



Freely pivoting suspension for accurate ground-contour following across the direction of travel



Thanks to the low pivot point, the DISCO PROFIL follows the ground contours, and not the tractor



Compact headstock at the front linkage gives the mower generous ground clearance at headlands



# DISCO 3150 F. Compact operator.



## Agile front mower with professional-level technology.

The DISCO 3150 F is now also equipped with MAX CUT professional-level technology. The tunnel effect minimises crude ash content – a key requirement for top-quality forage. A swathing disc and half-drum are included as standard equipment, ensuring the crop is laid in a clean swath.

With the DISCO 3150 F, there is a choice of either adjustable spring suspension or ACTIVE FLOAT suspension.

## Close to the tractor.

A compact headstock close to the tractor ensures optimum ground-contour following and a perfect cut.

With its unique design, the DISCO 3150 F is ideal for use with smaller and special tractors.

## Impeccable performance.

Ulrich Hasler from Germany's Allgau region is delighted with his DISCO 3150 F: "The cut quality has been consistently very good, and the compact construction is ideal for the hilly terrain around here. The mower is light and doesn't drift down slopes, but instead follows the ground contours exactly." Because the land is so variable, Ulrich Hasler mows some areas only once a year, but others up to five times a year. Accordingly, the technology must be able to handle a very wide range of conditions. "Not every front mower can handle high speeds when mowing low growth while travelling downhill, but the DISCO 3150 F can."



## Intelligent transverse oscillation.

The inclined pivot point ensures perfect ground-contour following to protect the grass cover and keep the crop material clean.




## Sturdy structure.

The DISCO 3150 F offers characteristic CLAAS quality. All components have the same quality standards and material thickness specifications as the front mowers in the MOVE and PROFIL model series.



# Deer protection – how can we help?



## Every year in spring.

Early grassland harvesting in the months from April to June is a time when deer are particularly at risk: the natural instinct of fawns, for example, is to duck and take cover when they hear an unfamiliar noise or sense danger. As a result, they are easily overlooked during mowing, and can become caught up in

the mower mechanism. Farmers and contractors have a number of options available for actively protecting deer, as well as protecting livestock from the risk of botulism, and avoiding emotional stress for the mower operator in the event of an accident.



## A CLAAS community initiative.

In a partnership with farmers, researchers and hunters, CLAAS has researched a number of innovative and practical solutions for more precise detection of the presence of deer. Infrared cameras can be used to scan fields from the air, reliably detecting animals by the heat they emit, even when they are concealed in long grass.


## Acoustic and visual deterrents.

Commercially available solutions for scaring off deer, with acoustic signals or visual deterrents, for example, should ideally be placed in the field the night before the mowing operation.

## Search teams.


A highly effective strategy, but also very expensive in terms of time and personnel, is searching through the fields beforehand with the game tenant.

## Mowing strategies.



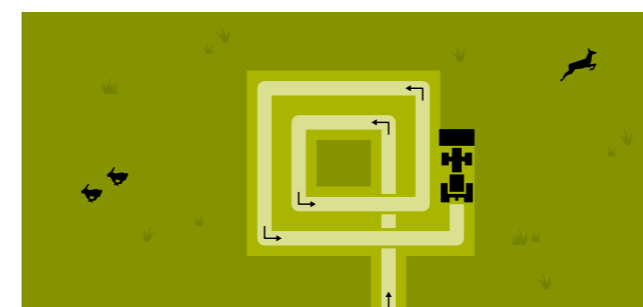
## Advance mowing the evening before.

A small part of the field can be mown the night before. This changes the animals' environment, making the mother anxious and prompting her to take her young to a safe location.




## Starting with the headlands.

For long fields, the headlands can be mown first, then the longitudinal sides, working outwards. The deer can then run away out of the mowing area.



## Working from inside to outside.

Mowing from the inside towards the outside gives the deer the chance to flee to ground outside the mowing area.



## Starting from the roadside.


For fields beside the road, the longitudinal side beside the road should be mown first. Then keep mowing from the road inwards, so that the deer will not run out onto the road.



Whatever it takes –  
CLAAS Service & Parts.



CLAAS Service & Parts  
is always there for you, 24/7.  
[service.claas.com](http://service.claas.com)



Scan me.

The availability of products from CLAAS Service & Parts may vary according to country.



**Specially matched to your machine.**

Precision-manufactured parts, high-quality consumables and useful accessories. Choose our comprehensive product range to be certain of receiving exactly the right solution to ensure 100% operating reliability for your machine.




**For your business: CLAAS FARM PARTS.**

CLAAS FARM PARTS offers one of the most comprehensive ranges of multi-brand parts and accessories for all agricultural applications on your farm.



**Global supply.**

The CLAAS Parts Logistics Center in Hamm, Germany, stocks almost 200,000 different parts and has a warehouse area of over 183,000 m<sup>2</sup>. This central spare parts warehouse delivers all ORIGINAL parts quickly and reliably all over the world.



**Your local CLAAS distributor.**

Wherever you are, you can count on us to always provide you with the service and the contact people you need. Your CLAAS partners are on hand in your local area, ready to support you and your machine around the clock. With know-how, experience, commitment and the best technical equipment. Whatever it takes.



# Because a clean cut for you means a happy customer for us.

## Colour-coded for perfect mowing results.

The ingenuity of the DISCO mower is reflected in the detail. We have included a host of practical aids to help you adjust your machine to perfection. And we've painted them red so they are easy to see. Even the fitting lever for the quick knife change is red so you can't lose sight of it if you put it down in the field.

From the 2022 season, all MAX CUT mower beds will be colour-coded so you can tell at first glance which mowing discs rotate anticlockwise. Not only do the corresponding mowing discs have red caps, the associated blades are also red. This clear colour-coding saves valuable time and prevents errors – all to ensure the perfect cut.



- 1 Working height adjustment
- 2 Fitting lever for quick knife change
- 3 ACTIVE FLOAT gauge
- 4 Conditioner intensity
- 5 MAX CUT mower bed, anticlockwise rotating mowing discs marked red

	DISCO <sup>1</sup>	3600 FRC MOVE	3600 FC MOVE	3600 F MOVE	3200 FRC MOVE	3200 FC MOVE	3200 F MOVE	3600 FRC PROFIL	3600 FC PROFIL	3600 F PROFIL	3200 FRC PROFIL	3200 FC PROFIL	3200 F PROFIL	3150 F
--	--------------------	---------------	--------------	-------------	---------------	--------------	-------------	-----------------	----------------	---------------	-----------------	----------------	---------------	--------

### Front mowers

#### Dimensions and weights

Working width	m	3.40	3.40	3.40	3.00	3.00	3.00	3.00	3.40	3.40	3.00	3.00	3.00	3.00
Transport width	m	3.40	3.40	3.40	3.00	3.00	3.00	3.40	3.40	3.40	3.00	3.00	3.00	3.00
Machine height	m	–	–	–	–	–	–	–	–	–	–	–	–	–
Weight (depending on conditioner)	approx. kg	1420	1390	1060	1250	1220	970	1150	1120	830	1000	970	740	685
MAX CUT mower bed <sup>2</sup>		●	●	●	●	●	●	●	●	●	●	●	●	●
Discs (2 knives per disc)		8	8	8	7	7	7	8	8	8	7	7	7	7
Mower bed width	m	3.40	3.40	3.40	3.00	3.00	3.00	3.40	3.40	3.40	3.00	3.00	3.00	3.00
Quick blade change		●	●	●	●	●	●	●	●	●	●	●	●	●
Conditioner speed	rpm	950	900 / 770	–	950	900 / 770	–	950	900 / 770	–	950	900 / 770	–	–
Spring suspension		–	–	–	–	–	–	●	●	●	●	●	●	●
ACTIVE FLOAT suspension		● <sup>3</sup>	● <sup>3</sup>	● <sup>3</sup>	● <sup>3</sup>	● <sup>3</sup>	● <sup>3</sup>	○ <sup>3</sup>	○ <sup>3</sup>	○ <sup>3</sup>	○ <sup>3</sup>	○ <sup>3</sup>	○ <sup>3</sup>	○ <sup>3</sup>

#### Tractor requirements

Hitch category		II	II	II	II	II	II	II	II	II	II	II	II	II
PTO shaft speed	rpm	1000 (850)	1000 (850)	1000 (850)	1000 (850)	1000 (850)	1000 (850)	1000 (850)	1000 (850)	1000 (850)	1000 (850)	1000 (850)	1000 (850)	1000 (850)
Hydraulic spool valves		1 sa (+1 da <sup>4</sup> + 1 sa <sup>3</sup> )						(1 da <sup>4</sup> + 1 sa <sup>3</sup> )						

#### Equipment

Hydraulically foldable protective side covers		○ <sup>4</sup>	○ <sup>4</sup>	○ <sup>4</sup>	○ <sup>4</sup>	○ <sup>4</sup>	○ <sup>4</sup>	○ <sup>4</sup>	○ <sup>4</sup>	○ <sup>4</sup>	○ <sup>4</sup>	○ <sup>4</sup>	○ <sup>4</sup>	–
Wide crop spreading		–	○	–	–	○	–	–	○	–	–	○	–	–
Adjustable swathing plates		●	●	–	●	●	–	●	●	–	●	●	–	–
Outside swathing disc		–	–	● (2x)	–	–	● (1x)	–	–	● (2x)	–	–	● (1x)	● (1x)
Wear skids		○	○	○	○	○	○	○	○	○	○	○	○	○
Wear skids (+15 mm)		○	○	○	○	○	○	○	○	○	○	○	○	○
High-cut skids (+ 30 mm)		○	○	○	○	○	○	○	○	○	○	○	○	○
Double high-cut skids (+ 60 mm)		○	○	○	○	○	○	○	○	○	○	○	○	○
Bed protection device (for intensive use conditions)		○	○	○	○	○	–	○	○	○	○	○	○	–
Illuminated warning signs		○ <sup>5</sup>	○ <sup>5</sup>	○ <sup>5</sup>	○ <sup>5</sup>	○ <sup>5</sup>	○ <sup>5</sup>	○ <sup>5</sup>	○ <sup>5</sup>	○ <sup>5</sup>	○ <sup>5</sup>	○ <sup>5</sup>	○ <sup>5</sup>	○
Double mirror		○	○	○	○	○	○	○	○	○	○	○	○	○

<sup>1</sup> C = tine conditioner, RC = roller conditioner, F = front, T = trailed, no suffix = without conditioner

<sup>2</sup> Standard mowing height 40 mm (continuously adjustable, 30–70 mm)

<sup>3</sup> 1 x sa required for setting the ACTIVE FLOAT pressure

<sup>4</sup> 1 x da required for the hydraulic folding of the protective cover

<sup>5</sup> Folding



		Reverse drive	Swath grouping with belts.		Swath grouping with augers	With conditioner				Without conditioner					
DISCO large-scale mowers <sup>1</sup>		9400 C DUO	9700 C   RC AUTO SWATHER	9300 C AUTO SWATHER	9300 DIRECT SWATHER	1100 C   RC BUSINESS	9700 C   RC BUSINESS	9300 C   RC COMFORT	8500 C   RC TREND	1100 COMFORT	1010 COMFORT	1010 TREND	9700 COMFORT	9300 TREND	8500 TREND
<b>Dimensions and weights</b>															
Working width <sup>2</sup>	m	9.10	8.80–9.50	9.10 / 8.90	9.10 / 8.90	9.40–10.70 <sup>3</sup>	8.80–9.50	9.10 / 8.90	8.30 / 8.10	9.60–10.70 <sup>3</sup>	9.90 / 9.70	9.90 / 9.70	8.80–9.50	9.10 / 8.90	8.30 / 8.10
Transport width	m	2.95	3.00	2.95	3.00	2.95	3.00	3.00	3.00	2.95	2.95	2.95	3.00	2.95	2.95
Machine height in transport position	m	3.81	3.85	3.89	3.79	3.79	3.85	3.79	3.74	3.79	3.85	3.85	3.85	3.89	3.64
Weight	approx. kg	2800	3900   3980	3740	3120	3520   3570	2740   2890	2620   2640	2290   2310	2600	2220	2220	2180	1970	1790
MAX CUT mower bed <sup>5</sup>		●	●	●	●	●	●	●	●	●	●	●	●	●	●
Discs (2 knives per disc)		2 × 8	2 × 8	2 × 8	2 × 8	2 × 9	2 × 8	2 × 8	2 × 7	2 × 9	2 × 9	2 × 9	2 × 8	2 × 8	2 × 7
Mower bed width	m	2 × 3.40	2 × 3.40	2 × 3.40	2 × 3.40	2 × 3.80	2 × 3.40	2 × 3.40	2 × 3.00	2 × 3.80	2 × 3.80	2 × 3.80	2 × 3.40	2 × 3.40	2 × 3.00
Quick blade change		●	●	●	●	●	●	–	●	●	●	●	●	●	●
Conditioner speed	rpm	910	1100 / 990   940	1100 / 990	–	910   940	910	910   940	910   940	–	–	–	–	–	–
ACTIVE FLOAT suspension		●	●	●	●	●	●	●	●	●	●	●	●	●	●
<b>Tractor requirements</b>															
Hitch category		III	III	III	III	III	III	III	III	III	III	III	III	III (I)	III (II)
PTO shaft speed	rpm	1000 (850)	1000 (850)	1000 (850)	1000 (850)	1000 (850)	1000 (850)	1000 (850)	1000 (850)	1000 (850)	1000 (850)	1000 (850)	1000 (850)	1000 (850)	1000 (850)
Hydraulic spool valves			LS + (+1 x sa)		LS + 1 x sa (+1 x sa <sup>6</sup> )		LS + (+1 x sa)	LS + 1 x sa (+1 x sa <sup>6</sup> )	2 x sa + (+1 x sa <sup>6</sup> )	LS + 1 x sa (+1 x sa <sup>6</sup> )	LS + 1 x sa (+1 x sa <sup>6</sup> )	1 x da + 2 x sa (+1 x sa <sup>6</sup> )	LS + 1 x sa for lift (+1 x sa <sup>6</sup> )		2 x sa + (+1 x sa <sup>6</sup> )
<b>Operation</b>															
ISOBUS-compatible		●	●	●	●	●	●	●	–	–	●	–	●	–	–
CEMIS 700		○	○	○	○	○	○	○	–	–	○	–	○	–	–
ISOBUS cable		○	○	○	○	○	○	○	–	–	○	–	○	–	–
PLUS operation		–	–	–	–	–	–	–	○	–	–	○	–	○	○
Direct individual lift		–	–	–	–	–	–	–	○	–	○	○	●	○	○
<b>Equipment</b>															
Hydraulically foldable protective side covers		●	○	○	○	●	○	○	–	●	○	○	○	–	–
Wide crop spreading		○	–	●	●	○   –	○   –	○   –	○   –	–	–	–	–	–	–
Adjustable swathing plates		●	●	●	–	●	●	●	●	–	–	–	–	–	–
Outside swathing disc		–	–	–	–	–	–	–	–	○	○	○	○	○	○
Swathing belt cover		–	○   –	○	–	–	–	–	–	–	–	–	–	–	–
Slope control		–	○	○	○	○	○	–	–	–	–	–	○	–	–
Wear skids		○	○	○	○	○	○	○	○	○	○	○	○	○	○
Wear skids (+ 15 mm)		○	○	○	○	○	○	○	○	○	○	○	○	○	○
High-cut skids (+ 30 mm)		○	○	○	○	○	○	○	○	○	○	○	○	○	○
Double high-cut skids (+ 60 mm)		○	○	○	○	○	○	○	○	○	○	○	○	○	○
Bed protection device (for intensive use conditions)		○	○	○	○	○	○	○	○	○	○	○	○	○	○
Illuminated warning signs		●	●	●	●	●	●	●	●	●	●	●	●	●	●
Hydraulic transport lock		●	●	●	●	●	●	●	●	●	●	○	●	–	–
Collision protection															
Mechanical		–	–	–	–	–	–	●	●	–	–	–	●	●	●
Hydraulic		●	●	●	●	●	●	–	–	●	●	●	–	–	–

<sup>1</sup> C = tine conditioner, RC = roller conditioner, no suffix = without conditioner

<sup>2</sup> Working width including front mower

<sup>3</sup> Depending on front mower used, infinitely variable adjustment

<sup>4</sup> Central lubrication

<sup>5</sup> Standard mowing height 40 mm (continuously adjustable, 30–70 mm)

<sup>6</sup> For direct individual lift option

CLAAS continually develops its products to meet customer requirements. This means that all products are subject to change without notice. All descriptions and specifications in this brochure should be considered approximate and may include optional equipment that is not part of the standard specifications. This brochure is designed for worldwide use. Please refer to your nearest CLAAS dealer and their price list for local specification details. Some protective panels may have been removed to present the function more clearly in photographs. To avoid any risks, you should never remove these protective panels yourself. In this context, please refer to the relevant instructions in the operator's manual.



# We want to make you the best in your field.

In everything we do, the focus is on you, our customers. We understand your daily challenges. Together with you, we develop agricultural technology ensuring you can farm successfully and sustainably today and in the future. Our digital solutions simplify complex processes and make your work so much more convenient.



CLAAS KGaA mbH  
Mühlenwinkel 1  
33428 Harsewinkel  
Deutschland  
Tel. +49 5247 12-0  
[claas.com](http://claas.com)