



Telehandler

SCORPION

960 | 756 | 746

742 | 738 | 638 | 1033 | 733

CLAAS

Up to any challenge.

You will realise just how versatile the SCORPION is once you have it in your yard. Retrieving bales, loading and unloading general or bulk materials, collecting and distributing forage, lifting pallets and heavy loads, carrying out transport work, driving active implements, maintaining tracks, clearing snow – there is plenty for this telehandler to do on your farm.

Heavy duty >5 t.

SCORPION 960 / 756. The ideal telehandlers when you need to handle large volumes and demand the highest levels of productivity, reliability and comfort.

Specialist 4-5 t.

SCORPION 746 / 742. The most popular telehandlers from CLAAS. Two machines for handling medium to large volumes that are productive, reliable and comfortable to operate.

All-rounder <4 t.

SCORPION 738 / 638 / 1033 / 733. Compact telehandlers for light material handling with a wide range of applications. The SCORPION 1033 is optimised for stacking work at height.

“High traction, powerful hydraulics, versatile implements – the SCORPION is a telehandler designed for agricultural use down to the last detail.”

Holger Jürgens,
Product Manager Material Handling CLAAS



		Large series			Small series				
Model		960	756	746	742	738	638	1033	733
Max. lift capacity	kg	6000	5600	4600	4200	3800	3800	3300	3300
Max. lifting height	m	8.79	7.03	7.03	6.93	6.93	6.23	9.75	6.93
Output at 2300 rpm (ECE R 120)	kW / hp	115 / 156			105 / 143				
Max. torque at 1600 rpm		609			550				

With its wide range of implements, the SCORPION can replace several specialist machines on your farm.





▲ SMART LOADING with automatic bucket return, boom retraction and bucket shake function to shorten the process time and increase precision when positioning the implement. Protects both people and the machine.
Page 8



▲ With the SCORPION, you can reach all key maintenance points quickly, safely and conveniently from the ground.
Page 6



▼ You benefit from powerful motors and efficient cooling.
Page 12



▼ The powerful, continuously variable hydrostatic ground drive allows you to travel seamlessly from 0 to 40 km/h. Thanks to the fully automatic ground drive control and intuitive operation, you can move the SCORPION sensitively and safely at any speed.
Page 14




▼ Powerful hydraulic capacity of 160 l/min to 187 l/min enables fast loading cycles.
Page 10



▼ The engine speed automatically adapts to the power requirement. This reduces the noise level and fuel consumption.
Page 9



▼ Strong axles and a self-locking differential keep you working safely at all times.
Page 16



▼ The SCORPION cab offers impressive ergonomics and excellent all-round visibility. Optional high-resolution cameras provide sharp images of the working environment and transmit them to the colour display.
Page 18

Productivity.

A huge load capacity, long reach and powerful hydraulics ensure a high handling capacity in all applications. The low, central position of the telescopic arm keeps you stable and safe on any surface.

Economics.

A SCORPION never stands still. You benefit from its versatility every day of the year. The variable DYNAMIC COOLING engine cooling system reduces fuel consumption. Easy machine maintenance saves you time and money.

Comfort.

The infinitely variable drive ensures a comfortable ride and makes even long working days a pleasure. All functions are easy and intuitive to use. Smart assistance systems help you get the job done. Excellent all-round visibility keeps you safe.

SCORPION telehandlers

Wide range of models	2
CLAAS Service & Parts	6
Maintenance, advice, service	
Operator assistance systems	8
SMART LOADING, DYNAMIC COOLING	
Loader unit	10
Telescopic arm, working hydraulics	
Drive design	12
Engine, cooling, VARIPOWER ground drive, chassis	
Comfort cab	18
Equipment, comfort, operation	
Operational safety	20
Safety, camera, lighting	
Specifications	22

Whatever it takes. Service & Parts.

CLAAS stands for top manufacturing quality, a long service life, reliable service and precisely fitting spare parts that are delivered quickly anywhere in the world. So that your SCORPION can do what it does best 365 days a year: increase your productivity.

Together we increase your operational safety and minimise the risk of breakdowns.

Easy access.

All key service points in the SCORPION are safely, easily and cleanly accessible from the ground. There are many service access points in the engine compartment. All inspection points and fluid levels are easily visible. The components in the engine compartment under the one-piece bonnet are clearly arranged and easy to reach.

Central lubrication.

The optional central lubrication system ensures that all lubrication intervals are precisely maintained. Each lubrication point is automatically supplied with a precisely metered quantity of grease during operation. The transparent lubricant tank is clearly visible on the left-hand side of the machine.

Protected electronics.

The fuse box is located in the cab, well protected from dust and water. The cover can be removed without tools, allowing easy access to all fuses. The battery and battery isolating switch are protected in a robust housing. The automatic battery isolating switch automatically disconnects the battery from the vehicle's electrical system after 120 seconds. This protects the battery from discharging and protects the on-board electronics from damage caused by voltage fluctuations.

First-class service.

CLAAS is never far away and always there for you and your business. You benefit from precisely fitting spare parts, high-quality consumables and a reliable service partner who will come directly to your farm to support you if necessary. CLAAS FARM PARTS additionally offers one of the most comprehensive ranges of spare parts and accessories across brands.

Efficient remote support.

Machine connect is a service that provides your service partner with all relevant data from telemetry-equipped machines. This makes remote diagnostics and support much easier. In return, you benefit from more efficient service and improved machine uptime. All you need to do is give your consent once.

CLAAS Service & Parts
is always there for you, 24/7.
service.claas.com



▲ Your local CLAAS distributor. Wherever you are, you can rely on us to always provide you with the service and contact you need.



SCORPION.

- One-piece bonnet for easy access
- Time savings thanks to easily accessible maintenance points
- Warning signal in case of contamination for more safety
- Long service life thanks to central lubrication strips (optional)



▲ With the SCORPION, you add a durable machine to your farm that gets a lot done and is a pleasure to drive.



CLAAS connect.

The whole world of CLAAS on one platform.

With CLAAS connect, you have easy access to all CLAAS solutions to successfully manage your business. You can use the platform to network your machines, access your CLAAS applications, find the right spare parts in the CLAAS Parts Shop¹ or configure a new CLAAS machine.



The SCORPION – a comfortable fit.

- The ergonomic joystick is intuitive to use
- Controls are logically arranged and easy to reach
- The colour terminal is centrally located in your field of vision

A comfortable ride that saves you time.

Anything that makes your work easier makes you more productive. SMART LOADING offers you maximum comfort in your daily work. It combines intelligent machine optimisation systems into a unique operator assistance package. You can control several movements with just one command. Precisely coordinated, individually adjustable functions optimise the entire loading cycle and increase the efficiency of your work processes.



Automatic bucket return. Simply save a desired bucket position and call it up again conveniently at the touch of a joystick button.



Precision control of the working hydraulics ensures accurate stacking even at great heights and provides sensitive control when handling hazardous materials or heavy loads. Simply operate the toggle switch to automatically reduce the speed of the working hydraulics by half.

Automatic boom retraction when the telescopic arm is lowered reduces the driver's workload even further. This function can be activated and deactivated at any time via a switch in the cab.



Automatic speed adjustment reduces noise and saves fuel.



Always stable on the move. Oscillation damping in the telescopic arm prevents the machine from bouncing during operation.

Supports the drivers. Protects material and machine.

Automatic relief.

If your loading work requires you to repeatedly return the bucket to a specific position close to the ground, the automatic bucket return function is ideal. The automatic bucket shake function for the tilt cylinder makes it much easier to empty sticky materials from the bucket and helps to distribute free-flowing materials evenly. Automatic retraction of the telescopic arm further reduces your workload.

Automatic efficiency.

DYNAMIC POWER automatically controls the speed of the diesel engine depending on the joystick shift distance. This allows you to move through your loading cycles even more efficiently, or use the Y-cycle to move more material faster.

Automatic fuel savings.

The SCORPION adapts the engine speed to the power required. You simply set the speed using the ground drive pedal. The engine speed is automatically controlled according to the workload of the diesel engine. This means that when you are driving at maximum speed on the road, for example, the engine speed is reduced. This significantly reduces not only noise levels, but also fuel consumption.

A lower fan speed is often sufficient when travelling on roads or operating at partial loads. DYNAMIC COOLING senses the cooling requirements and adjusts the fan speed accordingly. The machine is only cooled as much as necessary, saving you additional fuel.



Making heavy work easy.



Robust, safe and wear-resistant. The strong arm of your business.

Powerful at any height.

- Telescopic arm for ease of use even in extreme conditions
- Lateral telescopic arm support (optional) for safe work with high leverage forces
- Protects the machine in asymmetric push mode



▼ The implement carrier is available in four equipment options, including one with a load hook. This considerably expands the range of applications and versatility of the SCORPION.



Rely on very powerful working hydraulics and a robust telescopic arm with impressive torsion resistance and load capacity. Additional features include intelligent automatic functions that increase productivity and reduce the operator's workload.

End-position damping as standard ensures that the boom always retracts gently. There is virtually no impact on the machine. This not only makes your work significantly quieter and more comfortable, but also protects the components on the telescopic arm.

Sturdy implement carrier.

The implement carrier on the SCORPION is designed for heavy work. It is easily visible from the cab and designed for all operating conditions. It offers an exceptionally wide angle of rotation of up to 152°. Strong 50-mm locking pins ensure that all implements can be attached without play. The hydraulic connections are easily accessible and well protected.

Powerful telescopic arm.

Thanks to its high torsion resistance, the telescopic arm has an impressive load capacity, even at maximum extension. This allows you to work safely and quickly even at great heights. When you retract the telescopic arm, a scraper brush on the lifting arm prevents dirt from collecting.

Power-saving hydraulics.

The telescopic arm is equipped with regenerative hydraulics so that the force of gravity is always used to lower the arm. This reduces fuel consumption as there is no need to increase the speed of the diesel engine. It also speeds up your cycle times and loading cycles.

Telescopic arm support for greater safety.

All SCORPION models are available with side support for the telescopic arm. This provides even greater safety, especially when working with extended reach and extreme leverage forces.

But it also offers advantages in asymmetric pushing mode. When driving into bulk material at an angle, the telescopic arm bearings are subjected to enormous forces. The support takes the load off the central pin, protecting the machine and substantially increasing the service life of the telescopic arm.

SCORPION		960	756	746	742	738	638	733	1033
Hydraulic pump type		Axial piston pump							
Hydraulic system		Load sensing							
Max. pump capacity	l/min	187 at 2200 rpm			160 at 1600 rpm				
Max. operating pressure	bar	250	250	270	250	270			

Nothing stops you.

The SCORPION works powerfully and always stays clean. The selected, powerful engines always have sufficient reserves. The intake air is pre-filtered and the intelligent air flow design of the engine cooling system prevents dust turbulence under the machine. Even heavy use in dusty barns does not affect the cooling performance.

Reliable top-of-the-range engines.

The high-torque 4-cylinder engines with 4-valve technology and turbocharger deliver an output of 105 kW (143 hp). The SCORPION 960 and 756 models are equipped with 115 kW (156 hp) engines. Both engine variants have plenty of power in reserve, even for the toughest pushing and material handling tasks. The intelligent engine control system reduces fuel consumption significantly.

The large fuel tanks are located under the cab on the left-hand side of the machine for optimum protection and easy access. With capacities of 150 and 190 litres respectively, you can work long days without the hassle of refuelling. The solid steel underbody protection reliably prevents damage in tough applications, ensuring maximum safety in day-to-day operation.

Efficient cooling.

SCORPION telehandlers often work in extremely dusty environments. However, their intelligent cooling design ensures that there is no risk of reduced cooling performance. Cold air enters through large intakes in the clean front part of the machine and is drawn through the engine compartment. Engine heat is discharged from the engine compartment through a designated outlet at the top rear. This intelligent air flow design reliably prevents dust turbulence under the machine. In addition, DYNAMIC COOLING senses the actual cooling requirement and cools only as much as necessary, helping you to save fuel.

Regular cleaning.


The SCORPION draws in air through large, fine-mesh filters. This reduces soiling of the radiators. Coarse dust and dirt particles do not even get into the ventilation circuit.

The reversible fan regularly and fully automatically removes dirt and dust particles from the air intakes by reversing the direction of the fan. This interval is preset, but can be changed if required. The fan can also be manually reversed at any time at the touch of a button.



▲ Air is drawn in from the clean area at the front (1) and discharged upwards at the rear (2). This helps to keep animals calm and at the same time reduces dust.

The engine automatically runs in the optimum speed and torque range. This saves diesel.



High-torque engines.

- 105 kW (143 hp) or 115 kW (156 hp) output
- 3.6 or 4.1 litre displacement
- High performance optimum thanks to CLAAS POWER SYSTEMS
- Optimal fuel consumption / power ratio
- Intelligent engine control
- Maximum torque of 550 and 609 Nm respectively



Heat from the engine is dissipated upwards at the rear. This prevents turbulence under the machine.



Cooling for agricultural needs.

- Enables long working hours in dusty and hot environments
- Automatic fan reversal for significant driver relief
- Low maintenance requirements

Always enough thrust.



Plenty of infinitely variable power. The hydrostatic ground drives are matched to the performance of the different models and offer excellent driving characteristics.

Four hydrostatic ground drives up to 40 km/h.

- Effective: VARIPOWER 2 with twin motor for the compact series
- Powerful: VARIPOWER 3 with twin motor and 20% more power for the SCORPION 742 and 738
- Comfortable: VARIPOWER with wide-angle hydrostatic motor for the SCORPION 746
- Extra powerful: VARIPOWER PLUS with two high-torque hydrostatic motors for the SCORPION 960 / 756

The infinitely variable VARIPOWER ground drive can be precisely controlled and always provides sufficient thrust in any driving range. You simply set the speed with the ground drive pedal.



"With the VARIPOWER systems, we rely on very powerful hydrostatic ground drives. They ensure that there are no noticeable delays across the entire speed range from 0 to 40 km/h, even with heavy loads."

Holger Jürgens,
Product Manager Material Handling CLAAS



Infinitely variable driving comfort from 0 to 40 km/h.
This makes even long days at work a relaxed pleasure. The hydrostatic ground drive lets you get the job done quickly and efficiently. You can drive forward and reverse at the same speed. Whatever the engine speed, you can easily and conveniently adjust the driving speed with a light press on the inching pedal.



▲ Intuitive operation. The SCORPION can be moved sensitively and safely at any speed.

VARIPOWER.

Extra comfortable: Thanks to the VARIPOWER drive (wide-angle hydrostatic motor), the SCORPION 746 has a top speed of 40 km/h, infinitely variable. Ground speed and thrust are coordinated at all times. This keeps fuel consumption low, even when operating at high capacity, and ensures high agility and thrust.

VARIPOWER PLUS.

Extra powerful: The SCORPION 960 and 756 models come with the VARIPOWER PLUS drive as standard. In addition to a wide-angle hydrostatic motor, this system features a pivoting, variable displacement motor that delivers significantly more power in all operating ranges. You benefit from maximum agility, thrust and fuel efficiency.

VARIPOWER 2 and 3.

Extra efficient: In the compact series, the VARIPOWER 2 and VARIPOWER 3 ground drives deliver 20% more power. Not only do the twin motor drives run quietly and efficiently, they are also extremely reliable, as there is no reduction. The oil is actively extracted from the housing to keep the drive dry and eliminate churning losses.

Both motors share a common shaft and a swash plate. This ensures that they run in complete synchronisation. As they run in opposite directions, their axial forces cancel each other out. This significantly reduces frictional losses in the shaft bearing.

Get more agility and thrust for your farm.



Power, safely delivered to the ground.

The chassis reliably transfers the SCORPION's power to any surface. Levelling can be activated and a spirit level is provided right in your line of sight, so you can relax in the knowledge that you are working safely even on uneven terrain.

With four steering modes, this machine is extremely agile. This comes in especially handy when you need to work quickly and accurately in confined spaces.

A chassis designed for maximum stability.

The strong axle design and self-locking differential with a 45% lock value ensure maximum safety when working in difficult conditions. The SCORPION 960-746 models are equipped with a differential lock with a 100% lock value. At the front, the SCORPION has a planetary steering drive axle with a maximum steering angle of 35°, which ensures excellent manoeuvrability. The rear has an oscillating planetary axle for extra stability. The oscillation angle is 11° to each side on the SCORPION 742-638 and 10° to each side on the SCORPION 960-746.

Levelling system for heavy loads.

The SCORPION 960 and 1033 offer hydraulic levelling between the frame and front axle to within +/- 8°. This feature is activated via a toggle switch in the cab, and a spirit level is provided in your direct line of sight. This ensures maximum stability on uneven terrain and allows you to work accurately even at high lift heights. For added safety when working on slopes, an indicator above the front axle shows the machine's horizontal angle.

Steering modes for every application.


Four steering modes provide unmatched manoeuvrability even in the tightest of spaces. Manual crab steering, for example, makes the machine even more agile thanks to front axle steering. On all SCORPION models, the steering modes can be changed easily, quickly and precisely while on the move. The axles are synchronised electronically. The rotary pushbutton for selecting the steering mode is conveniently located on the dashboard. The selected steering mode is shown on the display and is always in the driver's field of vision.




The SCORPION adapts to any terrain.

Stability and safety in any position.

- Four steering modes keep you agile and manoeuvrable at all times
- Hydraulic levelling is activated from the comfort of the cab
- Strong axles and a differential lock provide safety for heavy-duty work



- Right to left:
- 1 Front-axle steering
 - 2 All-wheel steering
 - 3 Crab steering
 - 4 Manual crab steering



- Manual crab steering for extra manoeuvrability: First manually move the rear axle to the desired position, then switch to front axle steering.

Comfortable and a comfortable fit.

The SCORPION offers you a comfortable, quiet environment for safe and productive work, day after day. You sit comfortably, have a good view of the entire working area and operate the machine intuitively. All controls are colour-coded and within easy reach of your right hand. They are logically organised by application and are quick to activate. The joystick is integrated into the arm-rest and moves with the machine.

Comfortable equipment.

The spacious cab design offers unrivalled all-round 360° visibility and plenty of room even for tall drivers. Enjoy a relaxed driving position and maximum comfort with a seat with optional air suspension or low-frequency suspension and seat heater, backrest extension and a wide range of individual adjustment options.

Ideal for the yard and field.

It's often the simple things that make work easier. Adjustable steps and secure handles on the door, a water tank for your hands, a brush and pan holder – the SCORPION is built for agriculture.

Intuitive operation.


Even inexperienced drivers quickly become familiar with this telehandler, regardless of whether they are working with the large or the small series. A robust control lever provides proportional control of the basic functions. A clearly organised 3.5" colour terminal shows all important machine data at a glance. The display is in the driver's direct line of sight and is easy to read in all lighting conditions.

Ergonomic joystick.

With the ergonomically designed joystick, you'll always control your machine safely, whatever the job at hand. Joystick operation makes it intuitive and easy to control the machine. The electronic pilot control provides highly sensitive proportional control of all functions, ensuring that all loading and material handling tasks can be carried out with great precision.



▲ Informative terminal. Key parameters and the current operating status of the machine and units are always in view. The sub-menus are easy to understand. A 7" colour display is also available as an option.



Comfort cab.
Intuitive operation for greater productivity.
- Spacious cab with plenty of headroom
- Maximum comfort in all operations
- All controls within easy reach




◀ Fresh air.
The upper section of the SCORPION's split-level door can be folded open and locked in the preferred position with a single movement. The hinged rear window can also be locked in the open position. These features significantly increase the driver's field of vision and provide a welcome breath of fresh air, especially on hot days.

The powerful air conditioner not only keeps the cab comfortable even in the hottest conditions, but also provides excellent protection against dust and aerosols.



▲ Even when working long hours, you stay comfortable and relaxed and control the machine with simple hand movements.



▲ An optional soundproofing package is available to further reduce the noise levels.

The all-seeing driver.

An unobstructed 360° view of the entire working area, pivoting LED work lamps for bright illumination in twilight and optional high-resolution on-board cameras.

Every SCORPION is equipped with a comprehensive range of safety features to ensure that your farm operations run smoothly from morning to night.

Optimum all-round visibility.

The raised seat position, low position of the telescopic arm on the frame and the large, deep windows give you unobstructed visibility to all sides as you work. You always have a clear view of your implements and can see what is going on behind the machine.

As an option, you can equip your SCORPION with high-resolution cameras. These provide sharp images of the working environment, even in twilight, and transmit them to the colour display in the cab. This significantly increases safety for the driver and those around the machine, especially when reversing or driving with the lifting arm raised.



▲ The ultra-robust camera housing easily withstands high-pressure cleaning. An integrated heater prevents the lens from misting up or freezing over.



Everything for your operational safety.

- 360° all-round visibility gives you a complete view of the entire work area
- LED work lamps ensure greater safety at twilight
- Precise load indicators prevent accidents in extreme applications



Powerful 360° work lighting.

The SCORPION's lights reach into every corner. Pivoting LED work lamps illuminate the work area at night or when working in poorly lit buildings. The durable headlamps provide very high light output with low power consumption. The even light distribution and pleasant, daylight-like colours help to prevent fatigue.


Clear load indicators.

You always have a clear view of the SCORPION's capacity utilisation. The EN 15000 compliant load indicator is located on the A pillar for maximum visibility. Its clear symbols always give you a clear idea of the load level the machine is currently operating at: Green indicates that everything is fine, green-amber that the stability limit has been reached and green-amber-red that there is a risk of tipping.



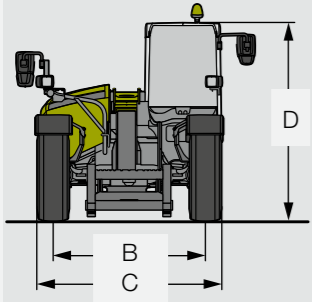
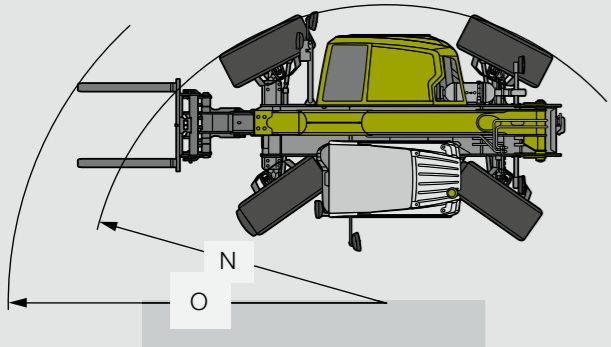
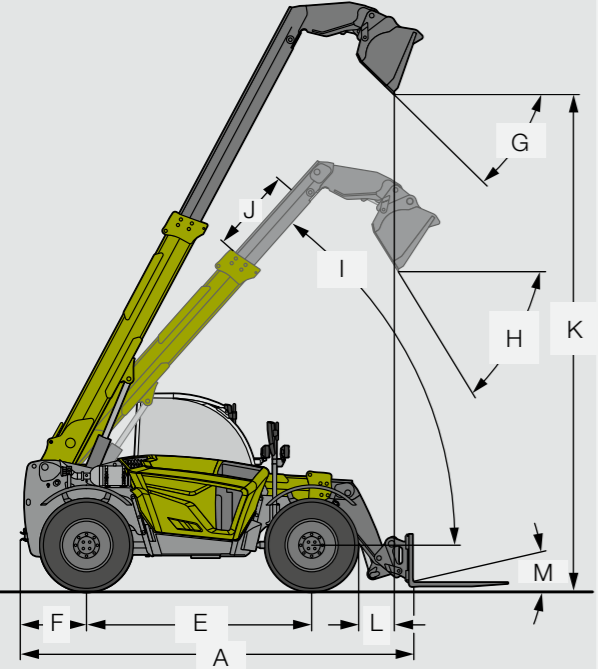
“Excellent all-round visibility in a telehandler means one thing above all: you have a good view of the right-hand rear corner and you can look up without having to lean forward.”

Holger Jürgens,
Product Manager
Material Handling CLAAS



▲ **Hydrostatic ground drives.**
- Infinitely variable driving comfort
from 0 to 40 km/h.

▼ **Dimensions.**



SCORPION		960	756	746	742	738	638	1033	733
Loader unit									
Lift capacity	kg	6000	5600	4600	4200	3800	3800	3300	3300
Lifting height	mm	8787	7030		6930		6230	9750	6930
Engine									
Manufacturer		Deutz			Liebherr				
Model		TCD 4.1			D 914				
Type					R4				
Displacement	cm³	4038			3621				
Rated output (ECE R 120)	kW / hp	115 / 156			105 / 143				
Nominal engine speed	rpm				2300				
Max. torque at 1,600 rpm	Nm	609			550				
Working hydraulics									
Axial piston pump	l/min	187			160				
At a speed of	rpm	2200			1600				
Max. oil pressure	bar	270		250	270		250	270	250
Hydraulic control		Load sensing (load independent flow distribution)							
Ground drive, hydrostatic, infinitely variable									
VARIPOWER PLUS		●	●	–	–	–	–	–	–
VARIPOWER		–	–	●	–	–	–	–	–
VARIPOWER 2 TWIN MOTOR		–	–	–	○	●	●	●	●
VARIPOWER 3 TWIN MOTOR		–	–	–	●	○	–	–	–
Top speed	km/h	40 / 30 / 20							
Axles									
Front axle									
Differential lock		100% locking differential			45% self-locking differential				
Steering lock	°	40			35				
Rear axle									
Angle of oscillation	°	10			11	11	11	11	11
Service brake									
Type		Foot-operated hydraulic multi-disc brake (closed-circuit, wet)							
Location		Front and rear axle			Front axle				
Parking brake									
Type		Electrohydraulic multi-disc brake							
Location		Spring-type actuator in the front axle							
Driver's cab									
Cab		Elastically mounted closed cab with integrated ROPS / FOPS structure							
Driver's seat		Multi-adjustable, suspended driver's seat with seat belt							
Ventilation		3-stage fan with fresh air intake and filtration			11-stage fan with fresh air intake and filtration				
Heating		Hot water heating							
Hand-arm vibration acc. to ISO 5349-1:2001	m/s²	<2.5							
Whole body vibration ISO7TR 25398	m/s²	0.19-0.71							
Sound pressure level in the cab acc. to DIN EN 1459-1:2018-02	dB(A)	79							
Weights / dimensions									
Kerb weight	kg	11700	10600	8995	7750	7540	7420	8100	7500
Maximum permissible gross weight	kg	13000	13000	12000	9000				
Maximum permissible axle load front and rear	kg	10000	8750	8000	6000				
A – overall length to the back of the fork tines	mm	5951	5145	5145	4905	4905	4606	5104	4905
B – track	mm	2050	2050	2050	1920	1920	1920	1920	1920
C – width over wheels with standard tyres	mm	2521	2507	2507	2327	2327	2327	2327	2327
D – overall height with standard tyres	mm	2622	2590	2590	2474	2474	2474	2474	2474
E – centre wheelbase	mm	3150	2950	2950	2850	2850	2850	2850	2850
F – rear overhang (without trailer hitch)	mm	1217	1019	977	784	784	784	784	784
G - dump angle at maximum telescopic angle	°	37.9	43.8	42	44.4	44.4	44.4	20.4	44.4
H – dump angle with 4 m loading sill	°	58.5	55	55	58.1	58.1	58.1	31.2	58.1
I – telescopic angle with 4 m loading sill	°	47	52	52	48.1	48.1	48.1	51	48.1
J – extension length with 4 m loading sill	mm	805	1237	1237	1289	1289	1490	351	1290
K – dump height at maximum dump angle	mm	7945	6099	6100	6235	6235	5441	9258	6235
L – reach at maximum lifting height	mm	310	625	625	449	449	125	2339	549
M – maximum bottom digging angle	°	19.9	20.1	20.1	12.9	12.9	12.9	12	12.9
N – turning radius (over outer wheel edge)	mm	4100	4010	4010	4050	4070	4065	4100	3950
O – turning radius (over outer pallet fork edge)	mm	5150	4999	4900	4920	4750	4800	5200	4850
● Standard ○ Optional – Not available									

CLAAS continually develops its products to meet customer requirements. This means that all products are subject to change without notice. All descriptions and specifications in this brochure should be considered approximate and may include optional equipment that is not part of the standard specifications. This brochure is designed for worldwide use. Please refer to your nearest CLAAS distributor and their price list for local specification details. Some protective panels may have been removed for photographic purposes in order to present functions clearly. To avoid any risk of danger, never remove these protective panels yourself. In this respect, please refer to the relevant instructions in the operator's manual. All technical specifications relating to engines are based on the European emissions regulation standards: Stage. Any reference to the Tier standards in this document is intended solely for information purposes and ease of understanding. It does not imply approval for regions in which emissions are regulated by Tier.

We want to make you the best in your field.

In everything we do, the focus is on you, our customers. We understand your daily challenges. Together with you, we develop agricultural technology ensuring you can farm successfully and sustainably today and in the future. Our digital solutions simplify complex processes and make your work so much more convenient.



CLAAS UK
Saxham
Bury St. Edmunds
Suffolk
IP28 6QZ
Tel 01284 763100
claas.co.uk
info-uk@claas.com