



Combine harvesters

TRION

660 650 640

530 520





Different fields need different features.



Anyone who works the land knows that every field has its own characteristics. Whether undulating, flat, large or small, near the coast or in a drier inland location, every field presents challenges which have to be overcome. And in every one of these fields, everything is done to make the most of its potential. The key to achieving this is the recognition that every field is different and unique in its own way. Regardless of where it is. Because different fields need different features.





The new CLAAS TRION.
Fits your farm.




Uncompromising adaptability and performance.

Each field is special in its own way, demanding full commitment from you and your machine. It was with precisely this in mind that we developed the CLAAS TRION, a machine that reconciles performance with efficiency in a new way and takes every field in its stride. Changing from one crop to another is quick and easy. Its threshing unit is designed for high throughput. Self-learning operator assistance systems help make the harvesting process efficient and user-friendly. Experience a new dimension of reliability with the TRION.



Powerful and flexible, whatever the terrain	2
Performance	6
Precision	8
Adaptability	10
Reliability	12
Front attachments	14
Front attachment detection function	16
Feeder housing	18
Crop flow	20
Threshing unit	22
Straw walker, MULTIFINGER SEPARATION SYSTEM (MSS)	26
Crop cleaning and grain collection	28
Chaff and straw spreading	30
Crop type change	32
CLAAS POWER SYSTEMS	34
DYNAMIC POWER	36
Ground drive and drive concept	38
Cab	40
Comfort cab	42
Control concept	44
Digitalisation	46
Operator assistance systems	48
Steering systems	52
Data management	54
Maintenance	56
CLAAS Service & Parts	60
Features	62
Technical data	63

Learn all about the new TRION.
trion.claas.com



Don't choose between performance and efficiency.

APS WALKER
with five or six straw walkers
ensures stable, high throughput.
Page 22



The pivoting spout on the grain tank unloading tube directs the stream precisely.
Page 29




Increase your efficiency.

Benefit from maximum harvesting performance with lower fuel consumption. Discover how high throughput can be reconciled with low grain losses.

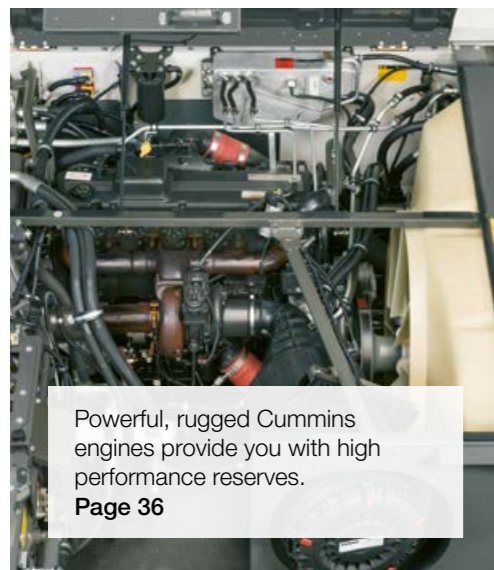
The APS threshing unit and JET STREAM cleaning make it possible.

Effective and economical.

- The APS threshing unit impresses with its high separation rate.
- The JET STREAM cleaning system cleans your grain intensively.
- The 3D cleaning system provides dynamic compensation for side slopes.
- The TRION 600 operates with six straw walkers, the TRION 500 with five. Residual grains are separated effectively by MSS.
- Collect up to 12,000 litres of grain at a speed of 130 l/s.
- The ground speed of up to 30 km/h enables fast transfers from field to field.




The threshing unit with active separation is easy on your straw and grain.
Page 26



Powerful, rugged Cummins engines provide you with high performance reserves.
Page 36



You can unload 12,000 litres of grain in less than 100 seconds.
Page 28

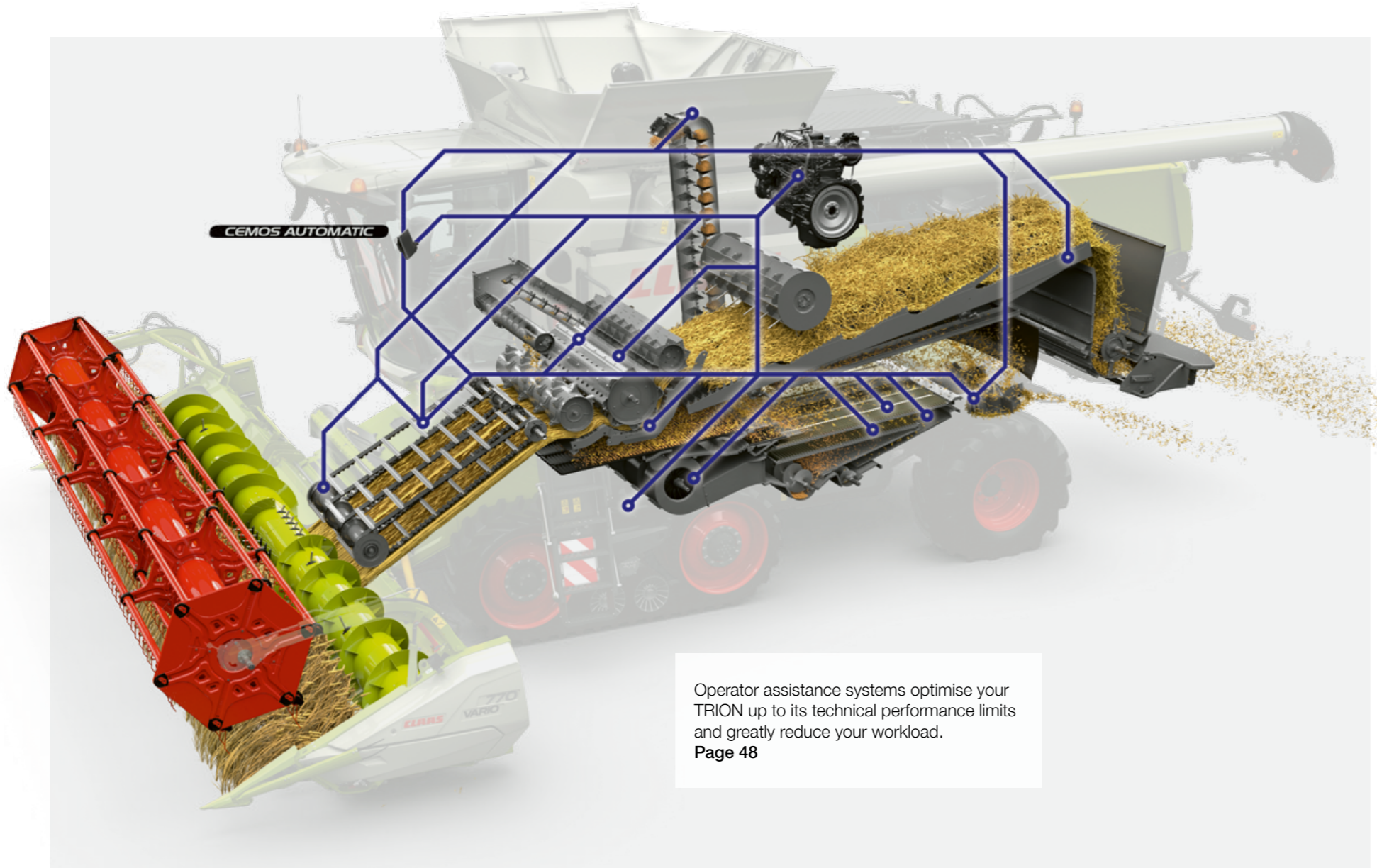


JET STREAM cleans your grain impeccably.
Page 28

See how much the TRION can do for you.

Scan me.

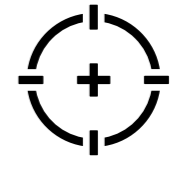
Don't go with the features given to you, pick the ones that fit your farm.



Operator assistance systems optimise your TRION up to its technical performance limits and greatly reduce your workload.
Page 48

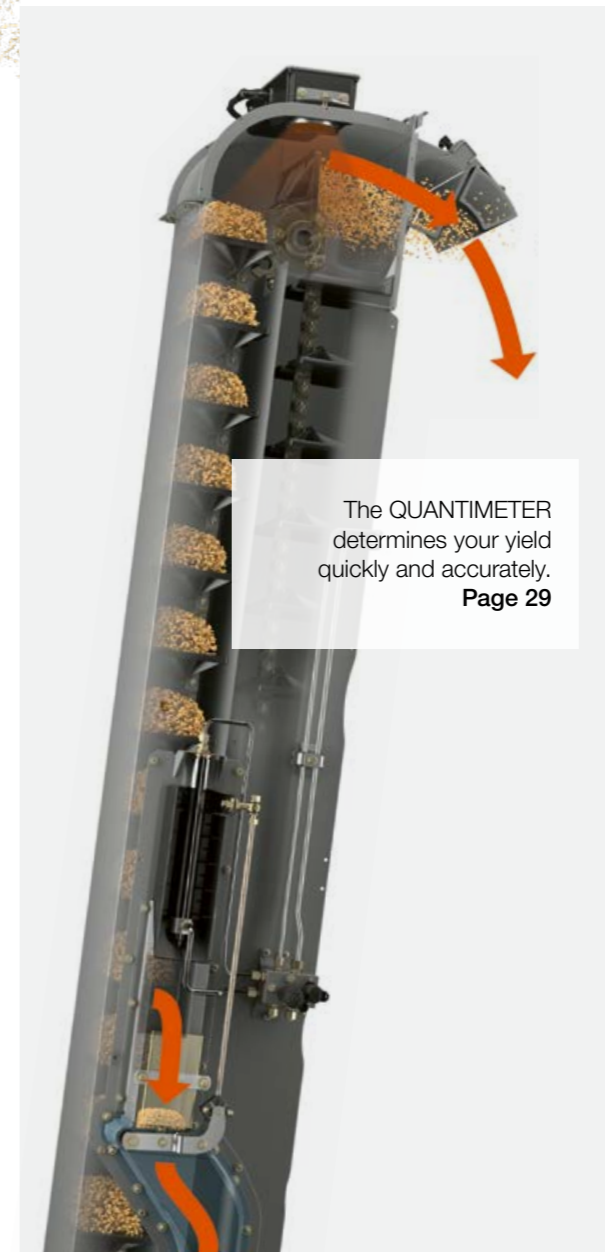


TELEMATICS documents your job and yield data.
Page 54



The height of convenience.


Choose from a wide range of operator assistance systems for your convenience and success. From CEMOS AUTOMATIC to TELEMATICS, you can count on our extensive line-up of intelligent helpers to make your work easier.



The QUANTIMETER determines your yield quickly and accurately.
Page 29

Perfect and precise.

- CEMOS AUTOMATIC adapts to your requirements precisely: from the simple CRUISE PILOT to the AUTO THRESHING high-end system.
- Accurate down to as little as 2.5 cm, LASER PILOT and GPS PILOT CEMIS 1200 keep the number of passes required to a minimum.
- The FIELD SCANNER guides the TRION automatically along the right or left edge of the crop or along the tramline.
- TELEMATICS transfers your data from your machine straight to the cloud.
- DataConnect allows you to process the data from your machines, regardless of manufacturer.



The LASER PILOT with FIELD SCANNER supports you with three steering modes.
Page 53



The GPS PILOT CEMIS 1200 keeps the TRION precisely on track.
Page 52




The deflector spreads the straw evenly across the entire working width.
Page 30

Discover how precision leads to success.



Scan me.

Don't limit your options,
move on with more flexibility.



The CLAAS comfort cab makes your work easier with a pleasantly air-conditioned environment, comfortable seats and intuitive controls.
Page 42



A dialogue box opens in CEBIS when a direct adjustment switch is operated.
Page 44

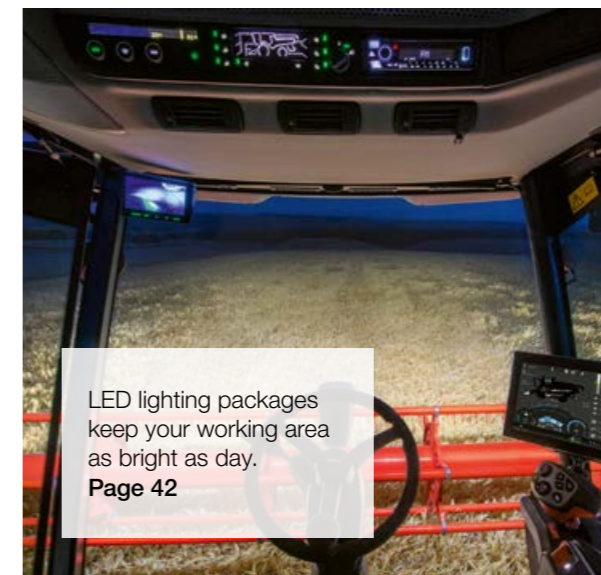


Declare your independence.

Benefit from the MULTICROP capability of the TRION. Enjoy your new independence and change from one crop to another in next to no time. The settings are quick and easy to configure.

Straightforward and ready for action.

- The preconconcave segments are changed easily through the stone trap.
- The threshing drum speed reduction gearbox allows you to switch between two speed ranges without having to use any tools.
- The differential lock on the front axle ensures you can keep operating safely and reliably in difficult terrain.
- The deflector spreader up to a spreading width of 7.7 m can be adjusted without tools.
- An all-new airflow system for the air conditioning keeps your head cool and your feet warm.



LED lighting packages keep your working area as bright as day.
Page 42



Speed selection for the hydrostatic ground drive can be performed mechanically using a manual shift lever or electrically by means of buttons.
Page 38



When changing crop type, the entire machine can be reconfigured quickly and easily.
Page 32



A push of a button is all it takes to engage the POWER TRAC all-wheel drive in difficult ground conditions.
Page 39


Discover how adaptable the TRION is.

Scan me.

Don't waste time,
simply keep harvesting.



All maintenance points
can be accessed very easily.
Page 56



The drive concept
is designed for
a long service life.
Page 38



Benefit from its quality.

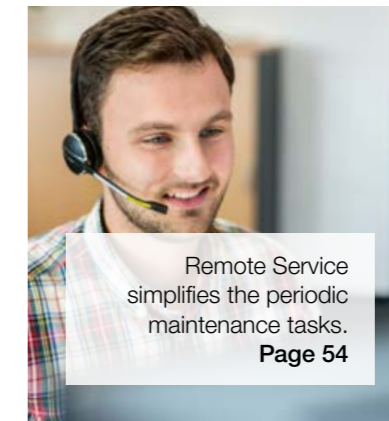
You will be way ahead with the outstanding technology and exceptional engineering standards of the TRION. Flexible MAXI CARE options and minimum maintenance requirements mean that maximum uptime is yours.

High on resilience, low on maintenance.

- The durable drive components require little maintenance.
- Parts subject to heavy loads are available in wear-resistant PREMIUM LINE quality.
- All lubrication points are combined in grease anchor blocks.
- All maintenance points are marked and easily accessible.
- Engine oil only needs to be changed after 500 operating hours, hydraulic oil after 1,000.
- The flexible MAXI CARE options increase your operational reliability.
- Your service partner has access to all the relevant data via Remote Service.



All grease anchor blocks
are marked and
easily accessible.
Page 59



Remote Service
simplifies the periodic
maintenance tasks.
Page 54



PREMIUM LINE components
guarantee high operational reliability.
Page 58



Long maintenance intervals
save time and money.
Page 59



MAXI CARE keeps
repair and breakdown
risks to a minimum.
Page 61

You can rely on
its strengths.

The TRION is in its element in every crop.

Cutterbars for every crop.

Whether you are harvesting grain, such as wheat, rye, barley, oats and triticale or rapeseed, maize, sunflowers, rice, soybeans, flax, beans, lentils, millet, grass or clover – you can make full use of the performance potential of your TRION with the right front attachment from CLAAS.

Everything you need for precise cutting performance.

You can instinctively feel when the cutterbar is matched perfectly to the crop and the combine harvester. Harvesting is easier, faster and more convenient. Choose the cutterbar and the options you need to ensure that your TRION is ready to work effectively right from the start.

- CONTOUR and AUTO CONTOUR reduce your workload in every job. The TRION guides the cutterbar precisely over the ground.
- Keep downtime to a minimum. The front attachment brake keeps foreign objects away from the threshing unit.
- Avoid load peaks. The slow intake feeding after reversing can be controlled intuitively.
- You can use the standard feeder universally with all available front attachments.
- Adjust the cutting angle to your harvest conditions. It is adjusted mechanically in the V feeder housing.
- Harvest all crop types without interruption. With the HP feeder housing, you adjust the cutting angle conveniently from the cab.




It detects the front attachments,
so you have less to do.

Excellent cutting right from the start.

With the right cutterbar, you can harvest effectively and extremely productively right from the word go. Automatic front attachment detection helps you to get your TRION ready for action even faster.

Choose the right front attachment.
combine-front-attachments.claas.com



Scan me.




VARIO




CERIO



Folding cutterbars



CONVIO / CONVIO FLEX



MAFLEX



CORIO / CORIO CONSPEED



SUNSPEED



SWATH UP



Automatic front attachment detection saves time.

The TRION configures the key parameters automatically. It does this based on the following information it receives from the front attachment module: cutterbar type, working width, number of sections, reel position, parking position and the AUTO CONTOUR set values for working height and hectare counter.

You benefit right from the start.

- The combine harvester is ready to harvest in next to no time.
- It is significantly easier to operate.
- The positions of the reel, VARIO cutterbar table and feeder housing are taken into account to rule out the risk of collisions and damage.

AUTO CONTOUR cuts with greater precision.


AUTO CONTOUR adjusts every cutterbar to the terrain precisely. Sensor bands under the cutterbar are deflected by the undulations and trigger the actuation of the corresponding cutterbar rams. The desired cutting height is programmed via CEBIS.



Let us take a weight off your mind.

- AUTO CONTOUR damps and protects the front attachment.
- It makes working with wide cutterbars easier.
- Your operators will appreciate its assistance, especially at night, in lodged crops, on side slopes and on stony ground.
- It increases output and makes using the TRION even more cost-effective.

The feeder housing is equal to any challenge.



Belt conveyors with twice the service life.

High on resilience, low on maintenance.

As an option, belts can be specified to link the reinforced feeder slats in the V feeder housing and the HP feeder housing. The belt conveyors run noticeably more smoothly and quietly than conventional chain conveyors. They also require less maintenance and are very durable in resisting stones and other foreign objects.

In order to protect the machine, an automatic "soft start" system keeps load peaks at a low level during start-up of the cutterbar and feeder housing. A slipping clutch provides overload protection for the belt conveyors.

A powerful feeder unit makes you more productive.

- Belt conveyors (optional for V and HP feeder housing) are more robust and reliable than chains.
- The dust extraction system with an enlarged cross-section delivers even greater cleaning performance.
- The additional fan on the feeder housing prevents dust deposits.
- You can adjust the height of the feed roller without using tools.
- A lowered floor plate allows you to achieve even higher throughputs.



Feeder housing.

The universal feeder housing with a mechanical tensioning system is available with chain or belt conveyors and with an open or closed guide roller. It is suitable for all cutterbars up to a working width of 12.30 m or for maize pickers up to 9 m. We have developed the S feeder housing for working widths up to 6.80 m or maize pickers up to 6 m.



V feeder housing.

The V feeder housing allows you to carry out fast, mechanical adjustment of the cutting angle, even with the front attachment fitted. It allows you to harvest lodged crops, soybeans and grass more easily and with reduced losses as the tendency for the crop to pile up is reduced. You can order the V feeder housing ex factory with chain or belt conveyors as well as with an open or closed guide roller.



HP feeder housing.

Using the multifunction lever in the cab, you can perform continuous hydraulic adjustment of the cutting angle of the HP feeder housing from -8° to $+11^\circ$ – when running at full speed with the front attachment fitted. You can store a separate cutting angle for each of four cutting heights in CEBIS. In this way, you can respond quickly and conveniently to different crop stands, crops or terrain conditions.



Everything for safe harvesting.

The front attachment brake offers effective protection against foreign objects. In an emergency, you can stop the front attachment immediately via the multifunction lever. Blockages can be cleared by means of protective reversing with high starting torque. The slow intake feeding after reversing avoids load peaks. All functions can be actuated sensitively.

There's no time for compromises out in the field.

It threshes simply everything.

Every field is different and no two farms are alike. You can match the crop flow systems of the TRION precisely to the profile of your farm and crops. From the feeder housing to the threshing system and secondary separation right up to the straw management, you have all the possibilities you need.

Everything you need.

Maximum performance or cost-effectiveness? This is a question you never have to ask yourself where the TRION is concerned. Simply combine the components that fit your requirements and you will never have to put up with compromises further down the line.

- Its threshing unit can cope with all crop types. CEMOS AUTO THRESHING applies the appropriate settings, automatically and precisely.
- AUTO SLOPE and AUTO CLEANING reduce your workload with regard to cleaning. The particular sieve variant fitted is based on your region.
- Collect your grain more efficiently. With a grain tank capacity of up to 12,000 litres and an unloading rate of up to 130 l/s.
- Benefit from the precise straw management. Depending on your preferred working width, you will equip your TRION with a deflector spreader or a power spreader. Spread your straw across the entire working width in any terrain. The discharge direction is adjusted automatically.
- Reduce your wear costs. CLAAS PREMIUM LINE components for the entire crop flow path make for a longer service life.



Fits your farm.
See how well the new TRION
fits your farm.



Scan me.


An even crop flow saves fuel.

Up to 20 m/s.

The 450 mm accelerator drum in the APS WALKER threshing unit starts an efficient threshing process which allows you to achieve extremely high throughputs. It accelerates the crop flow significantly, from 3 m/s to 20 m/s.

Pre-acceleration of the crop is the start of a series of effective processes. The crop is loosened and separated. The crop flow runs more evenly and up to 33% faster. As a result of the high centrifugal force, significantly more grains are separated across all concave areas. On its own, the preconcave – situated immediately below the accelerator drum – separates up to 30% of the grains, thereby reducing the load on the main concave to a significant degree.

You are therefore already at a decisive advantage before the crop has even reached the threshing drum. This ultimately means that you benefit from an increase in performance of up to 20% with no rise in fuel consumption.



Benefit from
a straight, fast
crop flow.



1 Accelerator drum

This separates the crop and accelerates the crop flow evenly to 20 m/s across all concave areas.

2 600 mm threshing drum

Suitable for use with any crop, the threshing drum handles straw and grain protectively, even at high throughputs.

3 Impeller

This feeds the harvested material evenly to the straw walkers. Wear plates are also available in CLAAS PREMIUM LINE quality.

4 Synchronous drum speed adjustment

The speeds of the accelerator drum, threshing drum and impeller can be adjusted synchronously via CEBIS.

5 Parallel adjustment

Infinitely variable hydraulic adjustment of the position of the threshing concave is performed via CEBIS. The preconcave and threshing concave are adjusted in parallel and synchronously.

6 Hydraulic overload protection

This prevents blockages and provides reliable protection against damage from foreign objects. As a result, you can operate the machine safely and reliably up to its performance limits.

Treats your grain well,
right from the start.



Protective threshing.


The closed threshing drum is suitable for all crops. The increased gap between the drum cylinder and the threshing concave has a positive effect on the crop flow. A threshing bar angle which is 20° flatter ensures that the grain is subject to a threshing action which is more abrasive than percussive. This results in significantly improved grain quality. Even at very high throughput rates or under extreme conditions – when working in green, long straw, for example – the straw and grain are protected by the way they are handled.

Synchronous speed adjustment.

The threshing drum speed can be adjusted conveniently to all harvest conditions and all crop types. You can adjust it continuously from 400 to 1,050 rpm in CEBIS. The speeds of the accelerator drum and the impeller are changed synchronously. As a result of this synchronous adjustment, an ideal speed ratio is always maintained between all drums. In this way, you are able to make full use of the performance potential of the TRION.

Everything for a smooth threshing process.

- The closed threshing drum protects your grain.
- The synchronous speed adjustment gives you more flexibility.
- You can change the preconconcave segments and the threshing concave segment quickly and easily.
- The hydraulic threshing concave adjustment allows the crop to flow more evenly.
- The overload protection protects the threshing unit against damage.
- Wear-resistant CLAAS PREMIUM LINE components make for a longer service life.




Change concave segments easily.

Short changeover times and numerous combination options are key benefits of the unique MULTICROP capability of the TRION. You have direct access to the preconconcave and threshing concave segments. When a changeover is carried out, the main components of the threshing concave remain in the machine.

The preconconcave segments (yellow) are easily changed through the stone trap. The threshing concave segment (blue) represents 63% of the threshing concave and is easily pulled out to the side.

Operate preconconcave flaps without tools.

The preconconcave is a MULTICROP concave and able to cope with any crop. Below the preconconcave are plates which deawn and decorticate the grain. These can be engaged quickly without tools by operating a lever.




Adjust threshing concave hydraulically.

CEBIS allows you to carry out infinitely variable hydraulic adjustment of the position of the threshing concave from the comfort of the cab. Any such adjustment is accompanied by parallel adjustment of the clearance to the concave below the accelerator and threshing drums. This means that you can be certain that the entire crop flow will run evenly and in a way which protects the straw.

Integrated overload protection prevents blockages and protects the threshing unit from damage.

Remove stones quickly.

Stones and other foreign objects are separated in the crop flow and collected in a large stone trap. Emptying this is simply a matter of pulling a lever and opening the flap.



Preconconcave flaps deawn and decorticate your grain.



The large stone trap can be opened and emptied easily.

A TRION makes the most of your crop.


Effective straw walker technology.

Every grain counts. The APS threshing system works so efficiently that only some 10% of the grains run through the residual grain separation process in the TRION. The even flow of the straw onto the open-bottomed straw walkers combined with a high gradient angle ensures that practically all the residual grain is separated from the straw. This process is unaffected by the difficulty of the harvesting conditions or whether you are threshing wet or dry straw.

Residual grain separation occurs over a total length of 4,400 mm across four straw walker steps. The TRION 600 series is equipped with six straw walkers while the TRION 500 series has five. Centre and side extensions are available. Even large volumes of straw are transported quickly and easily.



See the straw walkers
and MSS drum in action.




- 1 Threshing unit**
APS WALKER accelerates the crop flow from 3 m/s to 20 m/s.
- 2 MULTIFINGER SEPARATION SYSTEM (MSS)**
MSS fluffs the straw mat thoroughly.
- 3 Separate returns pan**
This sends the grains to the preparation floor.
- 4 Preparation floor**
The crop is pre-sorted into grains, chaff and short straw here

MSS loosens the straw.

Even under difficult conditions, MSS ensures effective residual grain separation. In wet straw or green growth, for example, thorough fluffing of the straw mass is critical for high separation efficiency. This is why all TRION straw walker machines are equipped with the MULTIFINGER SEPARATION SYSTEM (MSS). This uses a drum with controlled tines positioned above the straw walkers to loosen the crop.

MSS controls the crop flow actively.

Multiple controlled tines reach into the mat of straw from above and fluff the straw. This thins the straw mat, allowing the residual grains to be separated at an early stage. As a result, the available length of the straw walkers is used more effectively, while the structure and quality of your straw is optimised. You can adjust the intensity of the tine action in accordance with changing harvest conditions.



You can specify how far you want the tines to dig into the straw mat.

Every grain counts in the harvest.

- Thanks to the APS threshing system, only some 10% of grains go through the residual grain separation system.
- Even large volumes of straw are transported quickly and easily by the six or five straw walkers.
- The MULTIFINGER SEPARATION SYSTEM (MSS) fluffs the straw mat thoroughly.
- No grains are lost, even under difficult field conditions (wet straw, green growth).

You are judged on the quality of your grain.

Intensive cleaning.

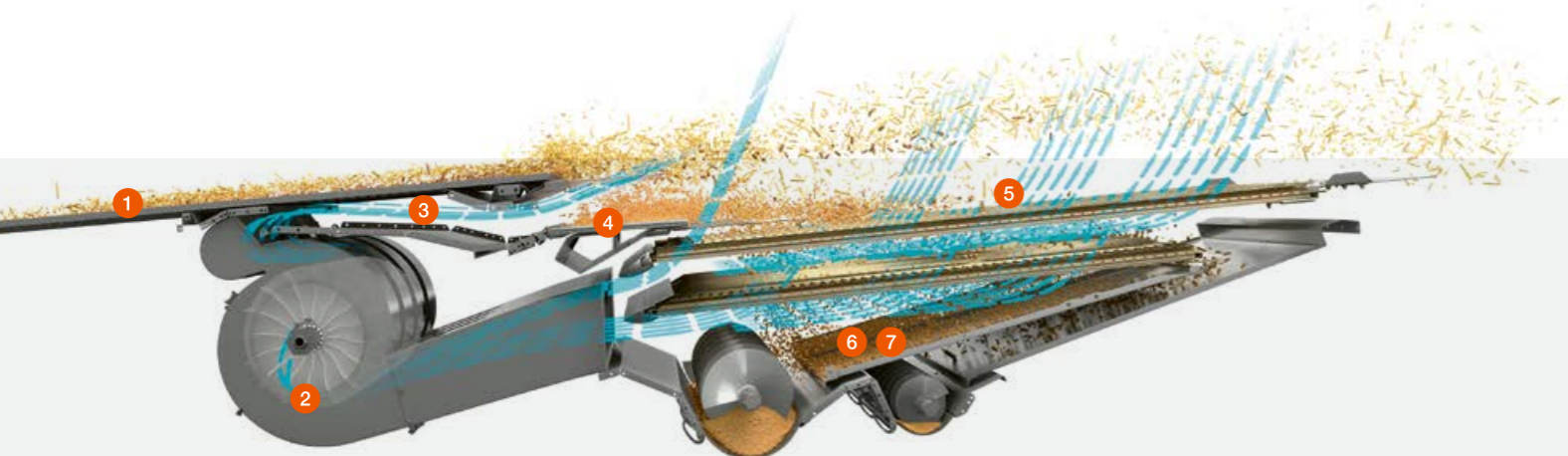
Clean grain is worth real money. The JET STREAM cleaning system with its hydraulic fan speed variator and high-performance returns is able to call on high performance reserves in all crop types. A dual-ventilated step enables intensive pre-cleaning.

JET STREAM is controlled conveniently from the cab. You no longer have to adjust anything manually. As an option, you can put the JET STREAM cleaning function under the fully automatic control of CEMOS AUTO CLEANING.

Reliable collection.

Once the threshing unit, secondary separation and cleaning systems have done their work, the cleaned grain is collected in the automatically expanding grain tank. Its capacity of up to 12,000 litres is matched to the high throughput of the TRION.

You can unload the grain tank at rates up to 130 l/s. The concentrated stream makes reliable filling of the transfer vehicles easier. The automatic cover flap at the end of the grain tank unloading tube ensures that there are no run-on losses during the unloading process.



1 Preparation floor

This increases the cleaning capacity of the TRION while also reducing the load on the upper sieve. The plastic preparation floor elements can be removed through the stone trap for easy cleaning.

2 Turbine fan

The powerful turbine fan has sufficient reserves for difficult conditions. The hydraulic variator can be controlled by CEMOS AUTO CLEANING.

3 Airflow equalisation duct

The long airflow equalisation duct with the airflow oriented upwards provides consistent cleaning performance and already achieves a high degree of separation at the first step.

4 Straw walker steps

The first step is dual ventilated and 56% higher compared with the conventional cleaning system. This enables powerful pre-cleaning with only slight sieve loading.

5 3D cleaning system

The maintenance-free system operates in the background. Using active transverse control, it distributes the material evenly across the upper sieve. This ensures that the cleaning performance remains stable when operating on slopes.

6 GRAINMETER

The GRAINMETER analyses the returns using a light barrier. This makes it possible to calculate the proportion of grains to the total volume. These data are also used by CEMOS AUTOMATIC.

7 Returns

The returns recovers every last grain from unthreshed ear sections. The material is deposited on the accelerator drum, spread out and fed to the threshing drum again.



Discover how intensively
JET STREAM
cleans the grain.

Scan me.



Grain tank unloading tube with pivoting spout.

The pivot angle of 105° allows you an excellent view of the grain tank unloading tube. You can select the length of the tube in accordance with the width of the front attachment. The stream of material is concentrated by a pivoting spout at the end of the tube. This can be adjusted via the CMOTION multifunction lever and makes it easier to load the transfer vehicles precisely.


Precise yield measurement.

The new measuring principle used by the QUANTIMETER no longer requires the hectolitre weight for calibration. It determines the yield quickly and precisely by means of a baffle plate with an integrated measuring cell at the ejection point of the grain elevator. This system can be calibrated from the cab.

Precise GRAIN QUALITY CAMERA.

The GRAIN QUALITY CAMERA provides real-time pictures of the crop. As the software identifies non-grain constituents and broken grains, you can use CEBIS to monitor the grain quality and assess it digitally at any time.

- 1 Grain elevator
- 2 GRAIN QUALITY CAMERA
- 3 QUANTIMETER yield measurement
- 4 Moisture measurement



The best way to the best grain.

- The JET STREAM cleans the grain intensively.
- The grain tank holds up to 12,000 l.
- You can empty the tank at up to 130 l/s.
- The pivoting spout makes for more precise unloading.
- The yield and quality are measured accurately.
- CLAAS PREMIUM LINE parts provide a longer service life.

The TRION: as effective at the back as it is at the front.

Outstanding straw management.

A user-friendly straw chopper drive, a power spreader for large working widths and automatic discharge direction adjustment – these are the three essential elements of an effective straw management system.

Three straw chopper drives.

Two straw chopper drives with a manually adjustable chopper speed are available. The Basic variant operates at a constant speed while the Comfort variant allows you to choose between two speeds by repositioning the drive belt. There is also Comfort Plus, for which the speed adjustment is performed directly by means of a manual clutch without any repositioning of the drive belt. This option comes into its own when you have to work frequently in changing crop types. During swathing, a neutral setting, which is provided for all three straw chopper drives, saves fuel and reduces wear.



Make your straw management more efficient.

- SPECIAL CUT chops with up to 88 knives.
- You can switch to swathing from the cab.
- The power spreader works precisely at large working widths.
- The discharge direction is adjusted automatically.
- The deflector spreader spreads precisely up to a width of 7.70 m.

Deflector spreader up to 7.70 m working width.

From the straw walkers, the straw moves directly to the chopper, whose intensity you can adjust in accordance with the operating conditions. STANDARD CUT and SPECIAL CUT, respectively equipped with up to 64 and up to 88 knives sharpened on both sides, and a mechanically adjustable static knife provide the appropriate cutting action. You can adjust the deflector spreaders without tools. The spreading width and direction can be adjusted manually or hydraulically via CEBIS.



Static knife and pivoting bottom element in the SPECIAL CUT chopper.

Precise power spreader.

The power spreader from CLAAS is synonymous with precise straw spreading – even with high volumes of straw, strong crosswinds or sloping terrain. Comprising two spreading rotors turning in opposite directions at a constant speed, it takes both the chopped material and the chaff straight from the cleaning section, accelerates it further and spreads it evenly across the entire working width.



Power spreader for efficient straw spreading with minimal use of power.

Automatic discharge direction adjustment.

You can equip your TRION with two sensors which automatically adjust the discharge direction of the chopped material to the terrain conditions. The sensors are fitted on the light brackets at the rear of the machine and ensure that the power spreader and deflector spread the chopped material evenly on slopes or in the event of crosswind. You set the sensitivity of this system in CEBIS.



- 1 If the machine is operating on a slope, the discharge direction is adjusted automatically.
- 2 The chopped material is spread evenly across the entire working width.




- 3 Sensors at the rear of the machine detect the intensity of the crosswind.
- 4 The discharge direction of the chopped material is adjusted to compensate.


Change crop types in next to no time.



You can switch between the two speed ranges of the threshing drum speed reduction gearbox manually via a hydraulic valve.



The rice threshing unit or the rework kit consists of an open spike tooth threshing drum and a spike tooth concave.



The speed of the straw chopper can be adjusted in line with your current task easily, quickly and without the need for tools.

Convenient, with no tools required.

The TRION saves you a lot of time when changing to a different crop type. The entire changeover process is convenient and easy without even requiring any tools to adjust the speed of the various assemblies. 63% of the threshing concave area can be replaced in a single movement.

Adjust feeder housing.

You can adjust the height of the feed roller without using tools. A sticker indicates the appropriate position.

Convert threshing unit.

You can change the preconconcave segments easily through the stone trap. The threshing concave segment accounts for 63% of the threshing concave and is easily pulled out to the side. With the grain harvest completed, the TRION is now ready for the maize.

Change speeds.

You select the speed ranges of the threshing drum speed reduction gearbox manually by means of a hydraulic valve. You have a choice of two ranges which are clearly indicated on the actual switchover valve.

Modify straw management.

The speeds of the power spreader and straw chopper can be adjusted easily and conveniently. In the case of the straw chopper, you do not even need any tools. It can be equipped ex factory with universal knives which are suitable for both grain and maize.

You can adjust the speed of the chaff spreader in line with your specific requirements. The spreader plates can be adjusted easily to provide the required spreading distance. The static knife and chopping floor can also be adjusted without tools. Convenient access to the grain tank means that you can also make short work of adjusting the grain tank cover plates in line with the job in hand.

Harvesting grass seed.

As grass seeds and small seeds are very light, it is important to adjust the fan speed accordingly. The two-stage drive has two speed ranges which you can engage by using quick-release clamps and repositioning the drive belt. An emptying aid is available to prevent bridging in the grain tank. This ensures trouble-free unloading of these light crops.

Cleaning the machine.

Before harvesting seed, or at the end of the season, you should clean the entire machine. The TRION assists you in this by providing unrestricted access to all components. The threshing unit can be reached through large maintenance openings on both sides of the machine. Sufficient space to perform cleaning tasks is also provided around the sieve pan, straw walkers and grain tank.



Its MULTICROP capability is unique.

- It is easy to change the configuration of the threshing unit.
- You can change speeds quickly.
- You can adjust the straw management in line with your specific requirements.
- Cleaning the machine when changing crop type or at the end of the season is effortless.



It delivers exactly the power you need.

Interplay of optimal components.

Top performance happens when all the parts of your CLAAS machine are precisely matched to each other and work together optimally. CLAAS POWER SYSTEMS brings together the best components to form an intelligent drive system: drives which are suited to your requirements and the way you use your machines; full engine output only when you require it; fuel-saving technology which quickly pays off.

Every TRION can be made to measure.

It is your TRION and you have many options for optimising it to meet the specific requirements of your farm and your fields. Whichever features you choose, DYNAMIC POWER is always on board. The intelligent engine management system is standard on all machines and reduces your fuel consumption by up to 10%.

- Save yourself the trouble of refuelling during long harvesting days. The large fuel tank holds up to 800 litres.
- With spacers on the drive axle, the TRION is ideally prepared for twin tyres to be fitted.
- The differential lock on the front axle allows you to continue to operate reliably in difficult terrain.
- For greater tractive power in difficult terrain you can equip your machine with a POWER TRAC all-wheel drive.
- Operate the 2-speed ground drive manually or opt for the convenience of letting the TRION do the shifting for you.



CPS | CLAAS
POWER
SYSTEMS

Fits your farm.
See how well the new TRION fits your farm.



Scan me.

Variable power to match the way you work.

Intelligence saves fuel.

DYNAMIC POWER is standard in all machines. It automatically adjusts the engine output of your TRION to the operating conditions. This means that you are always running with an ideal power curve when operating under partial load and can achieve fuel savings – during swathing, for example – of up to 10%. Maximum engine output is automatically maintained when operating at full load – when the grain tank is being unloaded and the straw chopper is engaged, for example.

The latest generation of Cummins engines.

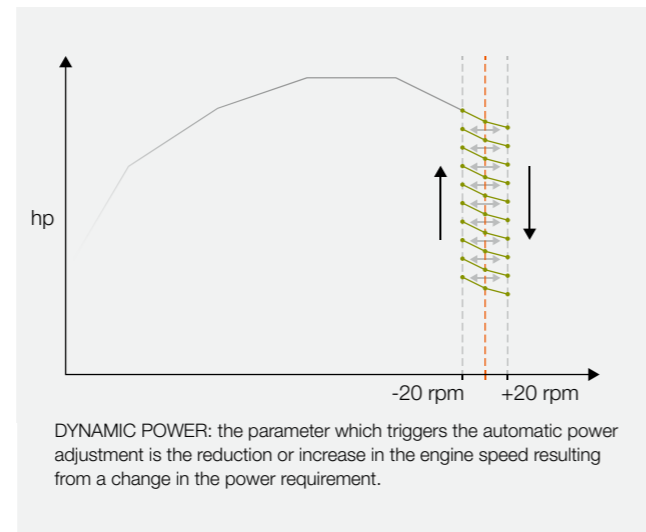
With an annual output of more than 1.4 million engines, Cummins is the world's largest independent engine manufacturer. Cummins engines are in use in more than 1,000,000 agricultural machines around the world. The range extends from 55 to 4,400 hp.

The TRION 600 and TRION 500 are equipped with the Cummins QSL9 and the Cummins QSB6.7 respectively. These powerful engines meet the Tier 3 emission standard and are notable for their high torque and efficient power transmission.

- 6-cylinder in-line layout with 6.7 l and 8.9 l displacement
- Output of 190 kW / 258 hp to 300 kW / 408 hp
- Reduced rated engine speed: 1,900 rpm
- Tier 3

Low revs in the field and on the road.

The Cummins delivers its maximum output at a rated speed of just 1,900 rpm. On the road, it makes do with just 1,600 rpm. This technology allows you to save significantly more fuel while enjoying a higher level of driving comfort as a result of the reduced noise level.



Long operating time without refuelling.

The high-capacity fuel tanks are particularly safe and robust. They are on the right-hand side of the machine for convenient filling with diesel fuel.

- Fuel tank with a capacity of 600 or 800 l
- Fewer refuelling stops during the harvest



Effective cooling without dust build-up.

The TRION draws in outside air for the cooling system through the rotating radiator screen. As the air intake area is actively cleaned continuously, less dirt accumulates on the cooling fins. This reduces the overall dust load in the cooling system, thereby increasing the cooling performance.

A clean radiator under extreme conditions.

Even during activities with high potential for dirt build-up – such as maize threshing under wet conditions with a maize picker and horizontal chopper – the radiator screen remains clean thanks to a cleaning brush. In addition, a cleaning chopper prevents the dust extraction system from becoming blocked.

As much power as necessary,
as little fuel as possible.

- High-torque Cummins engines of the latest generation meet the Tier 3 standard.
- DYNAMIC POWER adjusts the engine output to the current power requirement and can deliver fuel savings of up to 10%.
- The engine speed is reduced to 1,600 rpm during road travel.
- The cleaning chopper and cleaning brush keep the radiator clean at all times.
- Three connection points for the air compressor allow cleaning to be carried out quickly while out in the field.

Tractive power and economy are not mutually exclusive.

Hydrostatic ground drive up to 30 km/h.

All TRION 600 and 500 models are equipped with a 2-speed hydrostatic ground drive with convenient gear selection either manually via a shift lever or electrically via the buttons on the armrest. The high efficiency of the hydrostatic motor saves power which is available to the rest of the machine. All the models can travel at up to 30 km/h.


Comfortable and economical.

- Less wear of the drive components leads to lower maintenance costs and a longer service life.
- The driving characteristics are smooth and well-mannered. The high degree of driving comfort has a positive effect on your productivity.
- The high efficiency saves you fuel.

The differential lock can be engaged under load.

The electrohydraulic differential lock, which is activated by means of a pushbutton on the control panel, ensures that you can continue to operate safely and reliably in extreme conditions. The high traction and pulling power are maintained on slopes and in the wet. You can also engage the differential lock under load.

- Automatic engagement when ground speed is less than 10 km/h, steering angle less than 15° or slip occurs
- Automatic disengagement when ground speed is over 10 km/h, steering angle over 15° or braking occurs



Durable drive concept.

Power transmission is performed efficiently via belt drives. The drives engage smoothly with low wear. All the drive components are designed for a long service life.

- Hydraulically actuated dry clutch
- Standardised, maintenance-free belt tensioners
- Up to six fewer belts
- Improved power transmission
- Lower maintenance costs

Powerful POWER TRAC all-wheel drive.

When ground conditions are difficult, a push of a button is all it takes to engage the all-wheel drive in order to benefit from greater traction. Or you can use the standby mode, in which the all-wheel drive is permanently available in the background and can be activated quickly if required.

- ON: rear wheels are mechanically engaged and are driven
- STANDBY: rear wheels are mechanically engaged but are not driven
- OFF: rear wheels are mechanically disengaged



A comfortable working environment also helps to increase productivity.

Exactly the right level of support.

Instead of settling for functions imposed by others, select the ones that fit your farm. The line-up includes self-learning operator assistance systems as well as high-end lighting packages which illuminate your working area as bright as day.

Comfort improves performance.

We know that you work better in the field when you have a comfortable working environment. This is why the cab of the TRION is designed for comfort. As well as being distinctly spacious at head, shoulder and leg level, it features an intelligent control concept and a bright CEBIS terminal which provides a razor-sharp display of all the information you need.

- Whether the day is hot or cold, you will be in your comfort zone. The optimised airflow ensures a pleasant temperature in the cab.
- You will also be comfortable throughout the longest of working days, whether you choose the standard seat or the premium leather seat.
- Everything is safely stowed and kept pleasantly cool in the storage compartments in the B-pillar or the cool box under the instructor's seat.
- Stay informed and well organised with the digital radio with hands-free facility and the tablet holder.
- You can keep working when night falls thanks to the LED work lights and the maintenance lighting available in a number of different versions and configurations.
- Camera systems give you a clear view for added safety and convenience when performing tasks such as unloading the grain tank or hitching up the cutterbar trailer.



Fits your farm.
See how well the new TRION
fits your farm.



Scan me.

When we want to improve something, we ask you first.



Everything the way you want it.

When we develop a new combine harvester, we always include the cab concept in our design considerations. We are supported in this by combine harvester operators all over the world. Together with them, we take the important decisions relating to the comfort and control aspects of our machines. Proven approaches are continued, good solutions are improved, new ideas are put to the test.

We are certain that you will welcome the innovations which we have introduced in the TRION as a result of this process: the air conditioning concept with an all-new airflow system, the large storage compartments, the actively cooled 30 l cool box for your drinks or the bright, high-resolution CEBIS display. Of course, you will also find much that is familiar. The incomparable CLAAS comfort, for example, or the intelligent control concept which gives you easy access to all machine functions.



Experience the new dimension of comfort by day and night.



Scan me.

1 Bright CEBIS terminal

The razor-sharp HD display tells you what you need to know at a glance.

2 Intuitive CEMIS 1200 terminal

CEMIS 1200 provides support for precision GPS tracking and networked documentation.

3 Armrest with direct adjustment

Your right hand intuitively operates all the important machine functions.

4 More legroom

The narrow steering column with footrests ensures that even very tall operators do not feel cramped.

5 Comfortable seats

The operator's seat with a 30° swivel angle (optional) and a comfortable instructor's seat look after your back, even on long working days.

6 Good all-round view

Cantilever mirror arms allow a clear view to all sides.

7 Spacious storage compartments

Everything you need to take with you is safely accommodated in the TRION.

8 Large grain tank inspection window

For even easier crop monitoring.

9 High-end lighting package

Illuminate your working area in a 360° radius (optional).

10 Bright LED front area lighting

Up to 26 work lights flood the entire working area in light as bright as day.

11 Subdued cab lighting

The interior of the cab is pleasantly illuminated, LED light strips illuminate the storage compartments.

12 Air conditioning

Work at a comfortable temperature, whether the day is cold or hot.

LED lighting packages turn night into day.

- The long-range work light provides illumination over a particularly long distance.
- The front attachment is illuminated as brightly as the front area, sides and stubble.
- All the important machine components are equipped with maintenance lighting.

CEBIS operates intuitively.

Operation is intuitive and possible without previous knowledge. This means that even new operators are able to use the TRION in a short time. CEBIS plays a decisive role in this. The system is an information supplier, performance optimiser and problem solver all rolled into one.

CEBIS offers immediate assistance.

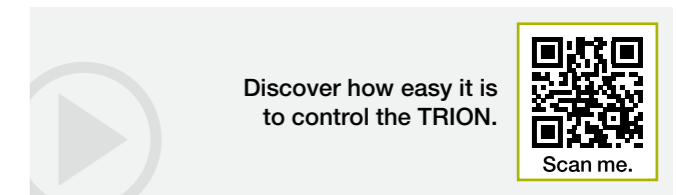
Stored in CEBIS is a library of measures – based on the experience of countless CLAAS combine harvester operators – for resolving various problem scenarios. They consider all the parameters which could contribute to solving the problem. They therefore represent a comprehensive resource which supports you in making full use of the installed capacity of the machine.

CEBIS simplifies the menu.

Beginner, normal or expert: you define your user type and CEBIS adjusts the menu system to your level of experience. This ensures that new operators are not overwhelmed by complex menus. The operator assistance system is also integrated in CEBIS. You operate CEMOS DIALOG and CEMOS AUTOMATIC via the user-friendly touchscreen. Using a slider, you program the system's automatic functions with the strategies you wish them to follow.



Road travel, field work and CEMOS AUTOMATIC: three CEBIS interfaces offer you direct access to all settings.



CEBIS DIALOG integrated in CEBIS.



Intelligent control by CEMOS AUTOMATIC via CEBIS.

1 CEBIS touchscreen

CEBIS responds immediately to a tap on the touchscreen. You have direct access to the field work and road travel machine functions as well as to all the operator assistance modules, such as CEMOS AUTOMATIC.

2 CEBIS rotary push switches

Even when operating in bumpy terrain in the field, you can easily navigate the CEBIS control panel using rotary/push switches and the Escape and Favourites buttons – to adjust the threshing drum speed, for example.

3 Direct adjustment via switches

You operate predefined basic functions directly by means of assigned switches. In this way, you can adjust the sieve opening or the fan speed, for example.

4 CMOTION favourites management

Seven settings can be programmed as favourites in CEBIS. When working, you can call these up conveniently via rocker switches on the CMOTION ground speed control lever. Your hand intuitively actuates the relevant switches while you keep a close eye on the front attachment.

User-friendly design that supports the operator and reduces stress.

- Depending on your preference, settings can be adjusted in three ways in the TRION: via the CEBIS touchscreen, the CEBIS rotary push switches or the direct-adjustment switches.
- Operating the direct adjustment system causes a dialogue box to open in CEBIS.
- A numeric keypad helps you enter precise target values.
- All parameters can be modified easily by means of dial and slide controllers in CEBIS.
- All the functions of the CEMOS AUTOMATIC operator assistance system, as well as CEMOS DIALOG, are integrated in CEBIS.
- You can call up your seven favourites directly on the CMOTION ground speed control lever.

Select the systems which will benefit you the most.

Digitalisation is indispensable.

There are very good reasons for the digitalisation of our machines – three to be precise: we want to help your operators work more confidently, to make your harvest go more smoothly and to reduce your costs. With self-learning operator assistance systems such as CEMOS AUTOMATIC, for example, or steering systems that are accurate down to the last centimetre.

Connected machines are more productive.

To enable you to get more out of your CLAAS machines, we have a range of modules to connect them with the farm. The line-up extends from yield mapping to fleet coordination to continuous documentation of your job and yield data.

- Let CEMOS AUTOMATIC reduce your workload significantly. Select the appropriate modules from entry level to the full version.
- The more precise your movements in the field, the more efficiently you will be able to harvest. Accurate down to as little as 2.5 cm, LASER PILOT and GPS PILOT CEMIS 1200 keep the number of passes required to a minimum.
- Collect and process your data how and where it suits you. TELEMATICS, automatic documentation, CLAAS API and DataConnect give you a whole host of options.
- Increase throughput, grain quality and convenience. Active forward travel control or a threshing unit which adjusts itself help you achieve these goals.



Fits your farm.
See how well the new TRION
fits your farm.



Scan me.

CEMOS operators are unbeatable.

Configure CEMOS AUTOMATIC for your specific requirements.

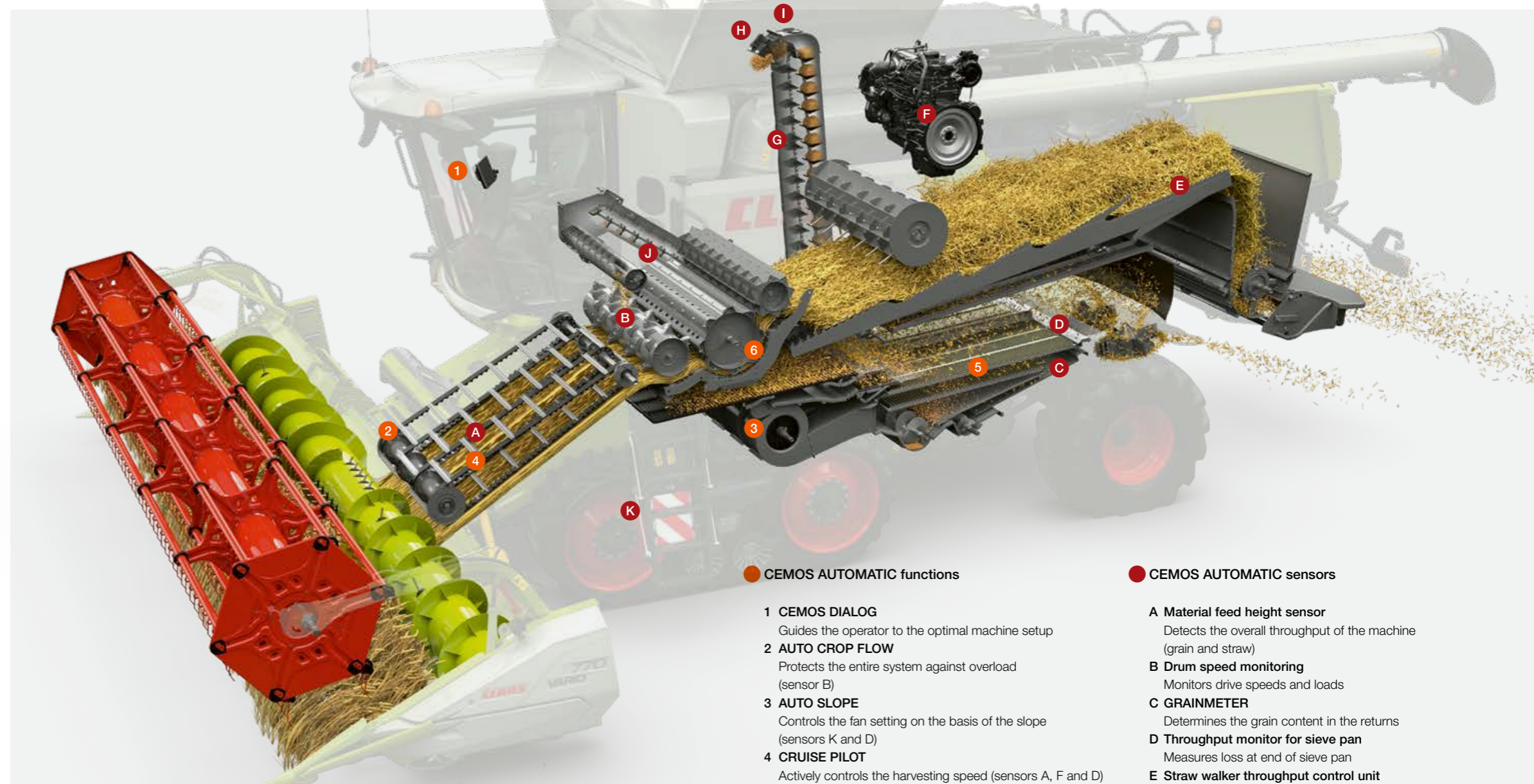
CEMOS AUTOMATIC is a self-learning operator assistance system which provides you and your operators with continuous, active support throughout the entire work process. On the basis of agricultural economics parameters, such as grain quality, threshing quality, standard of cleaning, straw quality and throughput, the system checks sensors and settings. It optimises your TRION to its technical performance limits while it is running.

The operator decides.

You tell the system your requirements concerning the grain quality and loss level. During harvesting, CEMOS AUTOMATIC optimises the performance of your machine to meet your criteria precisely.

Assemble your own CEMOS solution.

Whether you choose the entry level or full version, you configure your very own CEMOS AUTOMATIC system on the basis of the functions that will make sense in your fields and optimise your work.



CEMOS AUTOMATIC functions

- 1 CEMOS DIALOG**
Guides the operator to the optimal machine setup
- 2 AUTO CROP FLOW**
Protects the entire system against overload (sensor B)
- 3 AUTO SLOPE**
Controls the fan setting on the basis of the slope (sensors K and D)
- 4 CRUISE PILOT**
Actively controls the harvesting speed (sensors A, F and D)
- 5 AUTO CLEANING**
Improves cleaning by controlling the sieve opening and fan speed (sensors A, C, D, G, I, J and K)
- 6 AUTO THRESHING**
Provides fully automatic adjustment of the threshing concave clearance and the threshing drum speed (sensors A, B, D, E, F, G, H and I)

CEMOS AUTOMATIC sensors

- A Material feed height sensor**
Detects the overall throughput of the machine (grain and straw)
- B Drum speed monitoring**
Monitors drive speeds and loads
- C GRAINMETER**
Determines the grain content in the returns
- D Throughput monitor for sieve pan**
Measures loss at end of sieve pan
- E Straw walker throughput control unit**
Detects losses at the end of the straw walkers
- F Engine load**
Provides information about the load factor of the diesel engine
- G Grain moisture sensor**
Measures the grain moisture
- H QUANTIMETER**
Determines the machine's grain throughput
- I GRAIN QUALITY CAMERA**
Determines the grain quality
- J Returns volume**
Detects the overall volume in the returns
- K Incline sensor**
Measures the machine incline



See how CEMOS reduces your workload.



Optimise CEMOS AUTOMATIC for your fields.



The function of CEMOS AUTOMATIC.

In CEMOS AUTOMATIC you have a self-learning, modular operator assistance system. Choose from the set of available functions the ones that are most cost-effective for your farm.

CRUISE PILOT and AUTO SLOPE, for example, provide economical access to automation. With these functions, as well as benefiting from intelligent forward travel control, your TRION is able to adjust the fan speed automatically. This allows the grain cleaning system to operate without losses in undulating terrain.

Or you can choose the full version of CEMOS AUTOMATIC and let the machine optimise its threshing unit and primary separation autonomously. You benefit from high throughput, clean grain and reduced fuel consumption.

CEMOS DIALOG motivates you.

The CEMOS DIALOG assistance system guides you to the optimal machine setup. Settings which are confirmed by you are implemented directly by CEMOS DIALOG.

You are motivated to check settings more frequently and to optimise them. This makes for more reliable operation while also allowing you to benefit from the learning effect. Because even old hands can always learn something new.

CEMOS analyses the machine's performance.

The TRION keeps you updated, continuously and precisely, about the potential for optimisation. It continuously indicates all the factors currently imposing the greatest limitations on throughput and actively suggests ways to increase performance.



AUTO CROP FLOW recognises peak loads.

AUTO CROP FLOW continuously monitors the speeds of the threshing unit, secondary separation and engine. If the preset slip limit is overshoot, the system takes measures to prevent any more material from entering the machine. In this way, downtime because of blockages, damage or overload is avoided.

AUTO SLOPE manages cleaning on slopes.

Hilly fields are a challenge for the grain cleaning system. Uphill, the fan speed has to be reduced, downhill it has to be increased. AUTO SLOPE reduces your workload by controlling the fan speed on the basis of the longitudinal tilt.

- You increase throughput and reduce grain losses on slopes.
- The cleaning performance always remains stable.
- The crop flow in the cleaning system is maintained.

CRUISE PILOT controls the speed.

The optimal harvesting speed increases your productivity. CRUISE PILOT controls it automatically on the basis of the engine load. It is possible to choose from three strategies:

- 1 Maximum throughput with loss monitoring: you are always harvesting at the machine's performance limit.
- 2 Constant throughput: all the key assemblies are subject to consistent loading even under changing conditions.
- 3 Cruise control: you work at a constant harvesting speed.

CEMOS AUTO CLEANING.

The fan speed and the upper and lower sieve opening are the parameters by which CEMOS AUTO CLEANING automatically regulates the cleaning. In the background, the system continuously tests various settings to optimise performance. If parameters such as yield, grain quality, throughput or moisture change, CEMOS AUTO CLEANING reacts immediately.

CEMOS AUTO THRESHING.

The system improves the performance of the threshing unit and primary separation. It controls the threshing concave clearance and the threshing drum speed fully automatically. A comparison of all the possible settings to optimise performance takes place in the background. The data on which this is based are supplied by numerous sensors in the machine.

Harvesting at the limit.

- Your operators' workload is reduced significantly.
- They achieve more throughput and a high standard of grain cleaning.
- The fuel efficiency of your TRION is improved.
- You have no outages because of incorrect settings.
- You reduce costs and effort effectively.

The TRION harvests accurately down to the last centimetre.

Keep the number of passes to a minimum.

Steering systems are an essential tool in your everyday work. The TRION can be equipped with three automatic steering systems, which you can choose between on the basis of the task in question: the digital AUTO PILOT, the satellite-based GPS PILOT CEMIS 1200 and the electro-optical LASER PILOT, which we can also equip with the FIELD SCANNER for you as an option.

Precision for every task.

- The GPS PILOT steers precisely and can be controlled intuitively via CEMIS 1200.
- The LASER PILOT with FIELD SCANNER offers you three different steering modes.
- The AUTO PILOT helps you work precisely in maize.
- With dynamic steering you can turn quickly and easily at the end of the field.



GPS PILOT with unbeatable steering precision.

The satellite-based automatic steering system from CLAAS is permanently integrated in the machine. It supports you in all tasks which depend on high pass-to-pass accuracy. You start the GPS PILOT via the multifunction lever. It actively controls the steering hydraulics and guides you across the field precisely at all speeds, regardless of the light conditions. It works at night or in low visibility just as precisely as it does in full daylight. You receive correction signals for whichever degree of accuracy you require.

NEW: CEMIS 1200 terminal with intuitive control.

With CEMIS 1200 you have an entirely new steering terminal in the cab of your combine harvester. You can count on its support for precision GPS tracking. It also allows you to handle all the common precision farming applications. You can map your yields in real time, manage your jobs and document them directly on the machine. You will be familiar with the control logic from your CEBIS. CEBIS 1200 can be controlled just as intuitively.

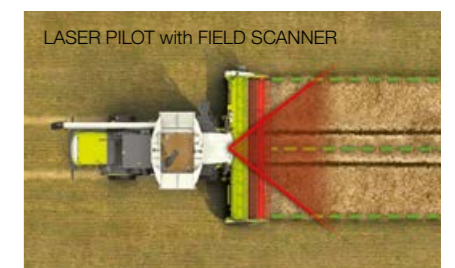
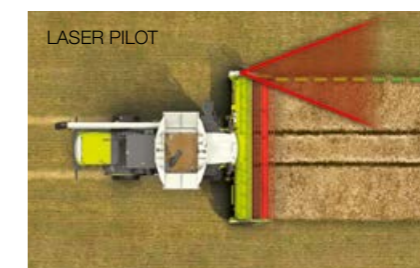
- The brilliant 12" display is easy to read by day or night.
- All the relevant functions are available with direct access.
- You can adapt the working areas in line with your requirements and configure them freely.

LASER PILOT for the left-hand edge of the crop.

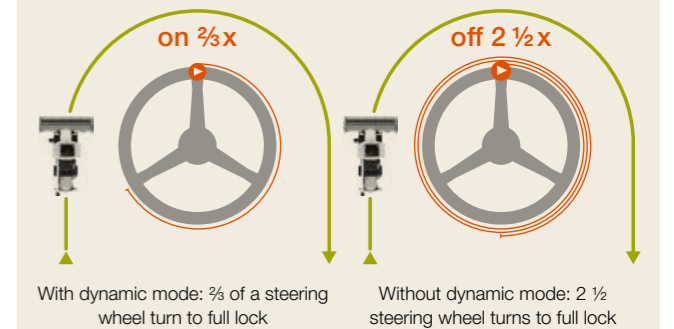
The electro-optical sensor of the LASER PILOT uses pulses of light to scan the left-hand edge between the harvested and unharvested areas of the field. In this way, it steers the TRION automatically along the left-hand edge of the crop.

LASER PILOT with FIELD SCANNER.

As an option, you can replace the sensor on the outer edge of the cutterbar with a FIELD SCANNER which is fitted centrally on the cab roof. There is no need to fold the scanner out or in. Calibration is also no longer required. A button on the armrest is used to activate three steering modes: along the edge of the crop to the right or left or along the tramline.



Dynamic steering



NEW: Dynamic steering for fast turning.

You steer the TRION with about five steering wheel turns from lock to lock. If you prefer a less demanding steering input when you have to turn at the end of the field, you can activate the dynamic steering system. With this, you only require 2/3 of a steering wheel turn to go from straight-ahead running to full lock. This functionality is conditional on a speed of less than 10 km/h.

AUTO PILOT.

Two digital sensors incorporated in one of the snapping units of the maize picker guide the TRION automatically through the rows of maize, thereby ensuring it is in the optimal position in the crop.



Watch the new CEMIS 1200 terminal at work.



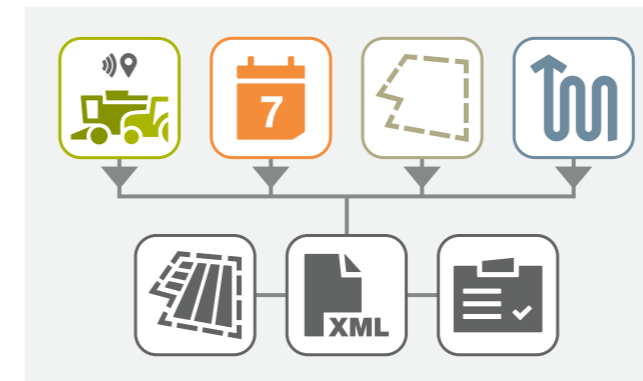
A connected TRION is more productive.

Digitalisation pays.

Digitalisation is a key factor in increasing your productivity and efficiency. Data generated in completely different places can be collected and evaluated centrally. This conserves your resources and improves your business processes.

To enable you to get more out of the TRION and your other machines, CLAAS offers a range of modules which allow systems, technology and working processes to be connected with each other, regardless of the manufacturer. Intelligent digitalisation matched to the requirements of your farm can reduce your workload significantly.

- Transmit and document machine and job data quickly.
- Manage machines and the fleet efficiently.
- Analyse working processes intensively and optimise them.
- Analyse fields easily and map yields precisely.
- Call up and manage farm data with intelligent farm management software.
- Transmit data from different manufacturers' products in TELEMATICS smoothly.
- Save valuable maintenance and service time with remote diagnostics.



DataConnect transmits data regardless of manufacturer.

Up to now, farmers with mixed machinery fleets could only record, process and document their data using the machines and web portals of the individual manufacturers. With DataConnect, CLAAS, 365FarmNet, John Deere, Case, Steyr and New Holland have created the first direct multi-manufacturer, industry-wide open cloud-to-cloud solution. The machines transmit their data via an interface (CLAAS API), allowing you to control and monitor your entire machinery fleet in the CLAAS TELEMATICS portal.

Remote Service costs you nothing.

Remote Service from CLAAS is an important machine connection element. It simplifies maintenance and service support significantly. The machine informs the service partner of an upcoming requirement for maintenance or sends immediate notification if a fault arises. The service partner has access to the relevant data and can prepare optimally for the intervention in both scenarios. CLAAS covers the cost of Remote Service for you during the first five years. All you have to do is give your consent.

TELEMATICS records your success.

Work data, tracks and yield data for your combine harvester can be retrieved and recorded continuously by means of TELEMATICS. All data are transmitted via the mobile phone network from the machine to the server, where they are processed and stored. You can access and evaluate your data online in real time or retrospectively via the TELEMATICS website using your farm PC, laptop or smartphone. It is also possible to export your data to any current farm management software programme.

FLEET VIEW coordinates the fleet.

With FLEET VIEW, you can coordinate the grain transport team in your harvesting fleet in such a way that the combine harvesters can keep on working without idle time. The app informs you in real time about the position of the machines and their grain tank fill levels. You always know which machine needs to be unloaded next. In this way you can avoid idle time and unnecessary vehicle travel, save fuel and make full use of the harvesting machines' capacity.

NEW: CEMIS 1200 manages your jobs.

With CEMIS 1200 and an active TELEMATICS licence, you can perform job management tasks on the spot in the machine. You transmit the data online in 365FarmNet. New jobs specific to particular fields or customers can either be created intuitively or by importing and exporting the relevant data in a straightforward process. You can also map your yields in real time and call up a display of yield maps.

Digitalisation puts your farm ahead.

- With TELEMATICS you transmit data from the machine straight to the cloud.
- With FLEET VIEW you coordinate your transport teams with a degree of precision measured in seconds.
- With CEMIS 1200 you create and manage all jobs on the spot in the machine.
- DataConnect allows you to process the data from your machines, regardless of manufacturer.
- With Remote Service you simplify maintenance and service activities.



A TRION is not a lot of work.

The TRION is built for you and your individual harvesting requirement. Benefit from its assistance systems every day you use it, and from its reliability for its entire lifetime. To help you take good care of it, all the maintenance points are positioned logically, clearly indicated and easily accessible. These measures save time when performing daily maintenance tasks.

Easy visual inspections.

When something is easy to find, it will be checked. All the maintenance and lubrication points are clearly visible and provided with stickers indicating their purpose. An integrated display on the tensioners tells you about the belt tension. All oil levels can be read clearly via level gauges. The drain hoses for engine oil and hydraulic oil (1) are routed centrally and can be accessed easily from ground level. The captive drain plugs cannot be lost.

Excellent accessibility.

The radiator and engine compartment (2) are accessed conveniently via a platform. Components relevant to the crop flow, such as the sieve pan (3) and straw walkers (4), are provided with easily accessible maintenance and inspection ports which make maintenance, care and cleaning of the machine significantly easier. Slip-resistant steps and a rail make for easy access to the grain tank and inspection window. Attachment points for the portable ladder are located around the whole machine. The exterior of the cab is equipped with steps and handles to allow you to clean the windows safely.



Bright maintenance lighting.

The tool compartment, engine cover, engine compartment, side panels and access ladders are illuminated with bright LED spot lights. These ensure that you can access all the key parts of the machine safely after dark. And if the maize harvest continues into the night, it's good to know that you can still check and maintain the machine as usual. The lighting is switched on conveniently from outside.

Daily maintenance made easier.

- The new maintenance and access concept saves you time which you can use effectively in the field.
- You can perform the daily maintenance tasks easily, quickly and conveniently.
- All relevant maintenance points can be accessed very easily.
- The bright maintenance lighting allows you to work safely, even after dark.

Discover how easy daily maintenance can be.



For lasting performance that's a cut above.

Wear-resistant PREMIUM LINE quality.

All components subject to particularly heavy wear and tear in the crop flow are optionally available in CLAAS PREMIUM LINE quality. These particularly rugged components guarantee very high wear resistance and durability, even under the most demanding field conditions.

Practical experience with CLAAS combine harvesters and forage harvesters has shown that PREMIUM LINE components attain a service life at least two to three times longer than conventional components. Their ruggedness increases the efficiency of your harvesting operations to a considerable degree.

High operational reliability.

PREMIUM LINE components are extra wear-resistant. Even with intensive annual use or when subjected to aggressive crops, these parts will not usually have to be changed until after several campaigns. This increased durability is achieved through special manufacturing processes, high-quality materials and special coatings.

- Threshing unit
- Grain collection
- Grain tank
- Grain tank unloading
- Secondary separation
- Straw chopper knife
- Power spreader

Long oil-change intervals.


A TRION belongs in the field, not in the workshop. Important oil products for the working hydraulics and transfer gearbox only have to be changed after two years or 1,000 operating hours. An engine oil change is only due after two years or 500 operating hours. As a result, downtime is reduced and you make significant savings on the cost of consumables.

A combine that thinks ahead.

The TRION never forgets a service appointment. With your authorisation, it uses the Remote Service function to transmit details of an upcoming requirement for maintenance straight to your CLAAS service partner. Your service partner has access to the relevant data and can prepare optimally for the appointment. Remote Service increases the reliability and durability of your combine harvester. This service is provided to you free of charge for the first five years.

Protect your machine.

- Remote Service simplifies maintenance activities and ensures that scheduled servicing takes place exactly when it is due.
- Long-lasting PREMIUM LINE components increase operating reliability.
- Long oil-change intervals mean you save on effort, working time and operating costs.



Easy lubrication.

Supplying all lubrication points with grease reliably and regularly reduces wear and extends the service life of pins and bearings to a significant degree. The TRION makes this activity particularly easy. All lubrication points are grouped in central grease anchor blocks. The grease anchor blocks are clearly marked and easy to reach from a standing position.



Maintenance at its most convenient.


Connection points for the air compressor are situated in front of the cab door, by the tool compartment and in the engine compartment. The tool compartment is large enough to accommodate the toolbox and the grease gun. Spare parts for the front attachment can be stored in a separate compartment. A 15-litre reservoir holds plenty of water for hand washing when work is over.

Whatever it takes. CLAAS Service & Parts.




Safeguard your machine's reliability.

Increase your operating reliability, minimise the repair and breakdown risk. MAXI CARE offers you predictable costs. Create your own individual service package to meet your particular requirements.



CLAAS Service & Parts
is there for you, 24/7.
service.claas.com



Scan me.



Specially matched to your machine.

Precision-manufactured parts, high-quality consumables and useful accessories. Choose our comprehensive product range to be certain of receiving exactly the right solution to ensure 100% operating reliability for your machine.



Get connected.

Remote Service allows your sales and service partner to access your machine and your specific data directly. This allows you and your CLAAS partner to respond quickly to maintenance and servicing situations. And with CLAAS TELEMATICS, you can access all of your important machine data via the internet, anytime, anywhere.



Global supply.

The CLAAS Parts Logistics Center in Hamm, Germany, stocks almost 200,000 different parts and has a warehouse area of over 183,000 m². This central spare parts warehouse delivers all ORIGINAL parts quickly and reliably all over the world. This means that your local CLAAS partner can supply the right solution for your harvest or your farm within a very short time.



Your local CLAAS distributor.

Wherever you are, you can count on us to always provide you with the service and the contact persons you need. Your CLAAS partners are on hand in your local area, ready to support you and your machine around the clock. With know-how, experience, commitment and the best technical equipment. Whatever it takes.

Being a CLAAS machine is the most compelling feature of all.



Performance.

- APS WALKER with 5 or 6 straw walkers ensures stable, high throughput.
- The JET STREAM cleaning system cleans the grain intensively.
- The 3D cleaning system compensates for side slopes.
- Collect 12,000 litres of grain in less than 100 seconds.
- The pivoting spout on the grain tank unloading tube directs the stream precisely.
- The Cummins engines provide you with high performance reserves.



Precision.

- Operator assistance systems, such as CEMOS AUTOMATIC, optimise the machine right up to its technical performance limits.
- The GPS PILOT CEMIS 1200 keeps the machine precisely on track.
- The LASER PILOT with FIELD SCANNER supports you with three steering modes.
- TELEMATICS transmits your data straight to the cloud.
- DataConnect allows you to process the data from your machines, regardless of manufacturer.



Adaptability.

- Preconcave and threshing concave segments can be changed quickly.
- With the threshing drum speed reduction gearbox, you can switch between two speed ranges without having to use any tools.
- The crop type can be changed quickly and effortlessly.
- The POWER TRAC all-wheel drive and differential lock keep you operating safely and reliably in difficult terrain.



Reliability.

- The maintenance and access concept saves you time and money.
- Wear-resistant PREMIUM LINE components ensure high operational reliability.
- All maintenance points can be accessed very easily.
- Long maintenance intervals reduce downtime and expenditure on consumables.
- Remote Service simplifies the periodic maintenance tasks.
- MAXI CARE keeps repair and breakdown risks to a minimum.

TRION		660	650	640	530	520
Threshing unit and primary separation						
APS Walker		●	●	●	●	●
Threshing drum width	mm	1700	1700	1700	1420	1420
Threshing drum diameter	mm	600	600	600	600	600
Threshing drum speed	rpm	400-1050	400-1050	400-1050	400-1050	550-1050
Threshing drum speed reduction gearbox		○	○	○	○	○
Threshing concave wrap angle	degrees	142	142	142	142	142
Main concave area	m²	1.26	1.26	1.26	1.06	1.06
Rice threshing unit		○	○	○	○	○

Secondary separation						
Straw walker	No.	6	6	6	5	5
Straw walker length	mm	4400	4400	4400	4400	4400
Total secondary separation area	m²	7.48	7.48	7.48	6.25	6.25

Crop cleaning						
JET STREAM		●	●	●	●	●
Fan adjustment, hydraulic		●	●	●	●	●
3D cleaning system		○	○	○	○	○
Total sieve area	m²	5.8	5.8	5.8	5.1	5.1
Returns display in CEBIS		○	○	○	○	○
GRAINMETER		○	○	○	○	○

Grain tank						
Capacity (as per ANSI/ASAE S312.2)	l	10500 / 12000	10500	9000 / 10500	9000 / 10500	8000
Unloading auger swivel angle	degrees	105	105	105	105	105
Unloading rate	l/s	90 / 130	110 / 130	90 / 110	90 / 110	90
QUANTIMETER yield meter		○	○	○	○	○
Grain moisture sensor		○	○	○	○	○

Chopper						
Deflector spreader with STANDARD CUT chopper, 52 knives		–	–	–	○	○
Deflector spreader with STANDARD CUT chopper, 64 knives		○	○	○	–	–
Deflector spreader with SPECIAL CUT chopper, 72 knives		–	–	–	○	○
Deflector spreader with SPECIAL CUT chopper, 88 knives		○	○	○	–	–
Power spreader with SPECIAL CUT chopper, 88 knives		○	○	○	–	–
Chaff spreader		○	○	○	○	○
Automatic discharge direction adjustment		○	○	○	○	○

TRION		660	650	640	530	520
Running gear						
POWER TRAC all-wheel drive		○	○	○	○	○
Mechanical gear shift (2-speed)		●	●	●	●	●
Electric gear shift (2-speed)		○	○	○	○	○
20 km/h		○	○	○	○	○
25 km/h		○	○	○	○	○
30 km/h		○	○	○	○	○
Differential lock for wheeled machine		○	○	○	○	○

Engine Tier 3						
Manufacturer / Type		Cummins / QSL9	Cummins / QSL9	Cummins / QSB6.7	Cummins / QSB6.7	Cummins / QSB6.7
Cylinders / displacement	No./l	6 / 8.9	6 / 8.9	6 / 6.7	6 / 6.7	6 / 6.7
Maximum output (ECE R 120)	kW/hp	300 / 408	260/354	220/299	220/299	190 / 258
Fuel consumption measurement		●	●	●	●	●
Fuel tank capacity	l	600 / 800	600 / 800	600 / 800	600 / 800	600 / 800
DYNAMIC POWER		●	●	●	●	●

Data management						
TELEMATICS		○	○	○	○	○
Job management		○	○	○	○	○
Yield mapping		○	○	○	○	○
Remote Service		○	○	○	○	○

Operator assistance systems						
CRUISE PILOT		○	○	○	○	○
AUTO SLOPE		○	○	○	○	○
AUTO CROP FLOW		○	○	○	○	○
CEMOS AUTO CLEANING		○	○	○	○	○
CEMOS AUTO THRESHING		○	○	○	○	○
CEMOS DIALOG		○	○	○	○	○
GRAIN QUALITY CAMERA		○	○	○	○	○

Steering systems						
GPS PILOT CEMIS 1200		○	○	○	○	○
AUTO PILOT		○	○	○	○	○
LASER PILOT		○	○	○	○	○
FIELD SCANNER		○	○	○	○	○
Weights (can vary depending on equipment) without front attachment, straw chopper and chaff spreader, full fuel tank	kg	15300	15100	14900	14600	14400

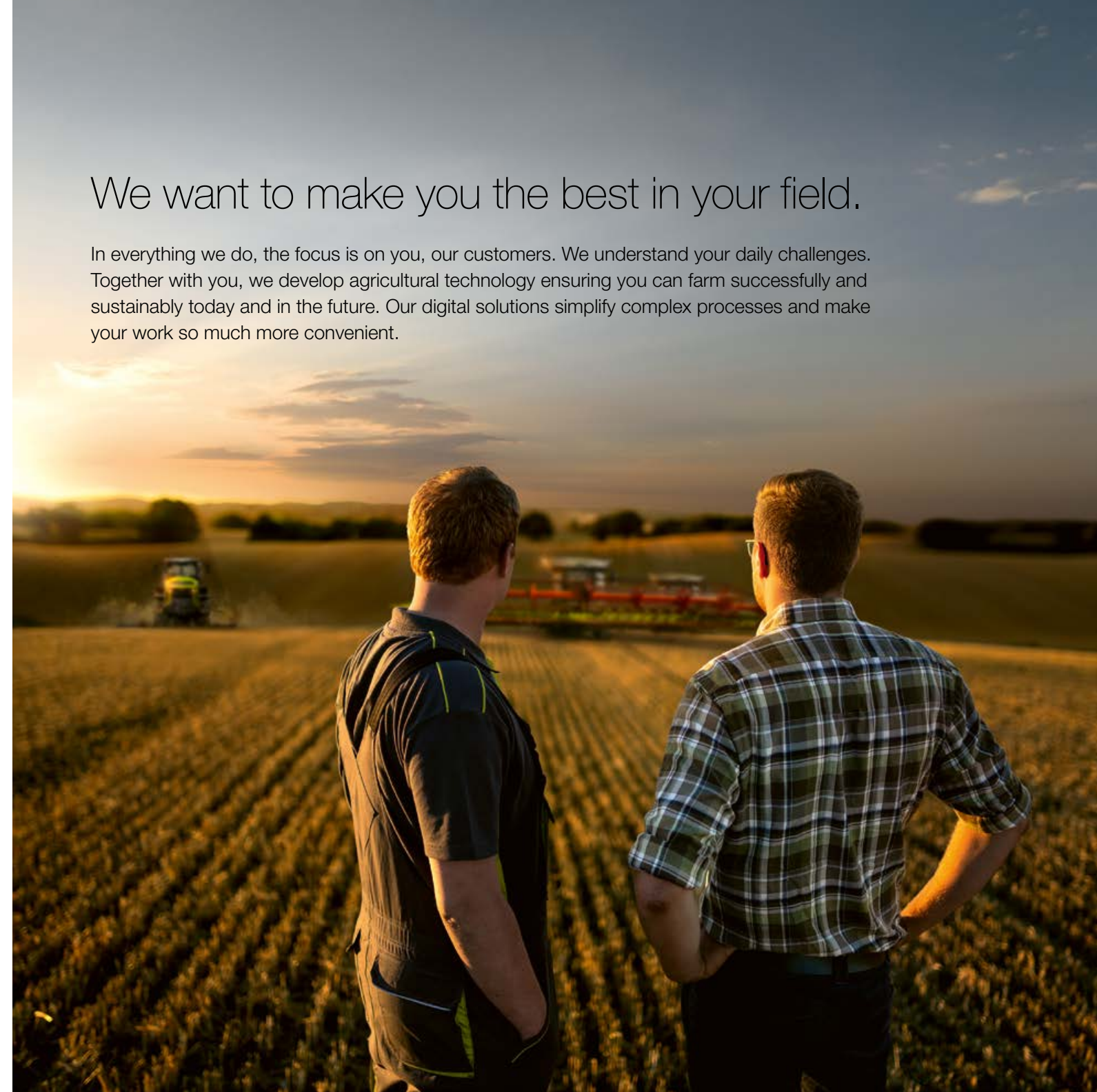
CLAAS continually develops its products to meet customers' requirements, so all products are subject to change without notice. All descriptions and specifications in this brochure should be considered approximate and may include optional equipment that is not part of the standard specifications. This brochure is designed for worldwide use. Please consult your nearest CLAAS dealer and their price list for local specification details. Some protective panels may have been removed for photographic purposes in order to present the function clearly. To avoid hazards, never remove these protective panels yourself. Please refer to the relevant instructions in the operator's manual in this regard. All technical specifications relating to engines are based on the European emission regulation standards: Stage. Any reference to the Tier standards in this document is intended solely for information purposes and ease of understanding. It does not imply approval for regions in which emissions are regulated by Tier.

TRION			660	650	640	530	520
Tyres on drive axle		ø cat.					
900/60 R38 CHO	m	2.05	3.89	3.89	3.89	–	–
900/60 R32	m	1.95	3.89	3.89	3.89	3.61	3.61
800/70 R38 CHO	m	2.05	3.76	3.76	3.76	–	–
IF 800/70 R38 CFO	m	2.05	3.76	3.76	3.76	–	–
IF 800/70 R32 CFO	m	1.95	3.76	3.76	3.76	3.47	3.47
800/70 R32 CHO	m	1.95	–	–	3.76	3.48	3.48
800/70 R32	m	1.95	3.76	3.76	3.76	3.48	3.48
800/65 R32 MT	m	1.85	3.85	3.85	3.85	3.47	3.47
710/75 R34	m	1.95	3.58	3.58	3.58	3.30	3.30
680/80 R38 CHO	m	2.05	3.48	3.48	3.48	–	–
IF 680/85 R32 CFO	m	1.95	3.49	3.49	3.49	–	–
680/85 R32	m	1.95	3.49	3.49	3.49	3.21	3.21
650/75 R32	m	1.80	–	–	–	3.21	3.21

TRION			660	650	640	530	520
Tyres on steering axle		ø cat.					
VF620/70 R26 MI	m	1.50	3.70	3.70	3.70	3.50	3.50
620/55 R26 IMP MT	m	1.35	3.68	3.68	3.68	3.48	3.48
600/65 R28 IMP MT	m	1.50	3.70	3.70	3.70	3.50	3.50
500/85 R24 IMP MT	m	1.50	3.47	3.47	3.47	3.27	3.27
500/70R24 IMP	m	1.35	3.47	3.47	3.47	3.27	3.27
16.5/85-24 IMP MT	m	1.30	3.42	3.42	3.42	3.22	3.22

Front attachments		
VARIO cutterbars		VARIO 1080 ¹ , VARIO 930, VARIO 770, VARIO 680, VARIO 620, VARIO 560, VARIO 500
CERIO cutterbars		CERIO 930, CERIO 770, CERIO 680, CERIO 620, CERIO 560
Rapeseed equipment		For all standard and VARIO cutterbars, not available for CERIO cutterbars
Folding cutterbars		C 540, C 450
CORIO maize picker	rows	8, 6
SUNSPEED	rows	16, 12, 8
MAFLEX		MAXFLEX 930, MAXFLEX 770, MAXFLEX 680, MAXFLEX 620, MAXFLEX 560
CONVIO FLEX		CONVIO FLEX 930, CONVIO FLEX 770
CONVIO		CONVIO 930, CONVIO 770
VARIO rice cutterbars		Available as HD version with rice harvesting accessory pack
CERIO rice cutterbars		Available as HD version with rice harvesting accessory pack
SWATH UP		SWATH UP 450
Front attachment drive	rpm	430
Instant cutterbar brake		○

¹ Only available for TRION 600



We want to make you the best in your field.

In everything we do, the focus is on you, our customers. We understand your daily challenges. Together with you, we develop agricultural technology ensuring you can farm successfully and sustainably today and in the future. Our digital solutions simplify complex processes and make your work so much more convenient.

CLAAS KGaA mbH
Mühlenwinkel 1
33428 Harsewinkel
Deutschland
Tel. +49 5247 12-0
claas.com